

Surgery - paediatric

Workforce modelling factsheet

NSW surgery - paediatric specialist clinical and non-clinical workforce characteristics in 2019



Workforce characteristics for NSW surgery - paediatric specialist clinical workforce in 2019



30
Headcount



26.7%
Female



45.3
Work hours per week



53.7
Years average age



23.3%
Aged 60+



1
New Fellows in 2018

Workforce characteristics for NSW surgery - paediatric trainees workforce in 2019



8
Headcount



100%
Female



6 years
Length of training

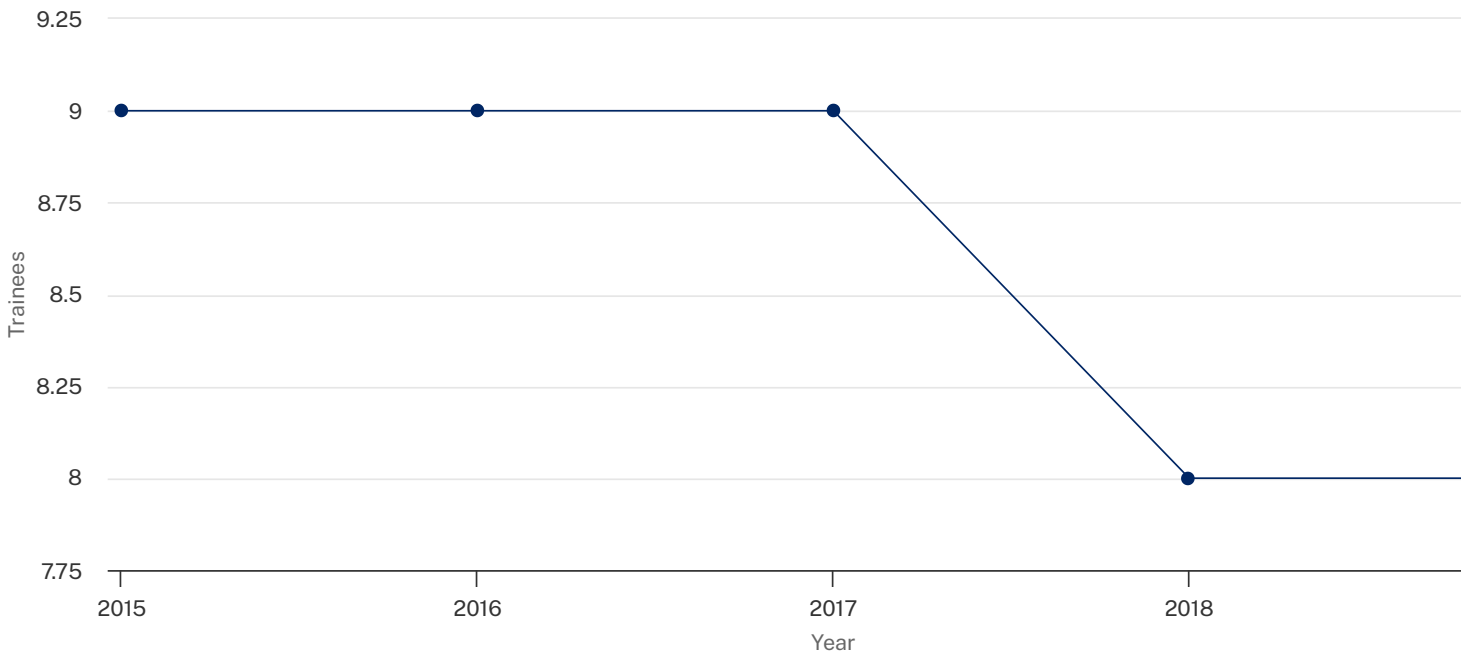


-11.1%
Trainee growth 2015-2019



30.8%
NSW Australian trainees

Total trainees



Workforce requirement for NSW surgery - paediatric specialist workforce by 2035

Workforce modelling indicates that the NSW surgery - paediatric specialist workforce will have sufficient new fellows per annum entering workforce to meet community need in 2035 across both high and low demand scenarios.

The 2035 specialist workforce requirements will be met through current (2019) total trainee numbers at **8** per annum and there is no requirement to increase advanced trainee numbers.



Demand is expected to grow **1.7%** (low demand scenario) to **1.8%** (high demand scenario).

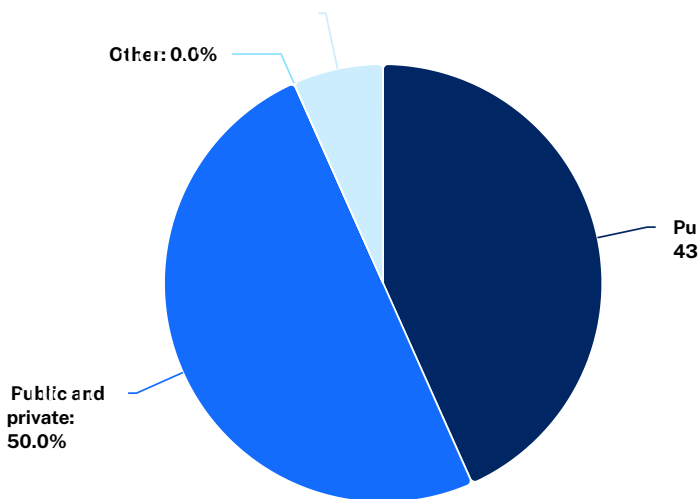


In 2035 the average fellow will be **55.5 years old** (if new entries enter the workforce).

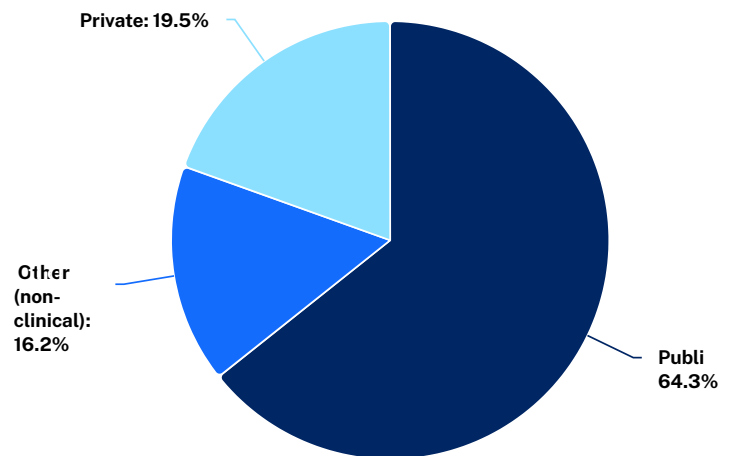
Workforce distribution for NSW surgery - paediatric workforce in 2019

Total NSW

Workforce by sector



Hours by sector



Metropolitan Sydney



24

Headcount



41.4

Work hours per week



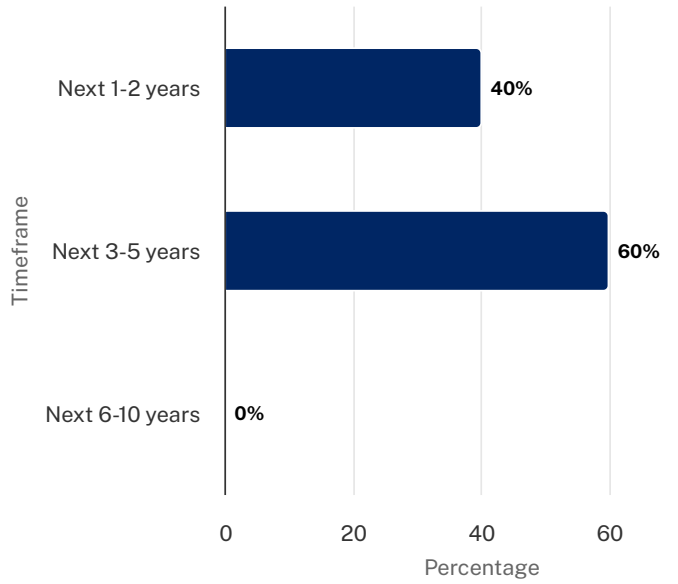
52.7

Years average age



20.8%

Aged 60+



Retirement intentions age 60+

Non-metropolitan Sydney



6

Headcount



60.8

Work hours per week



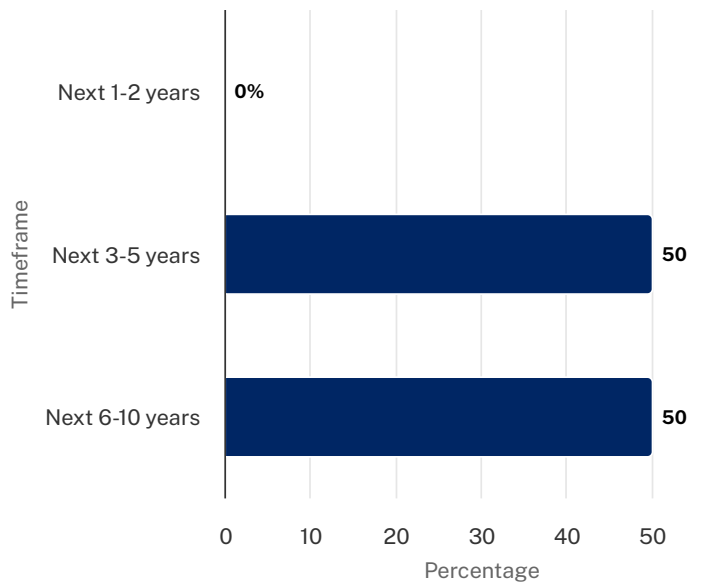
57.5

Years average age



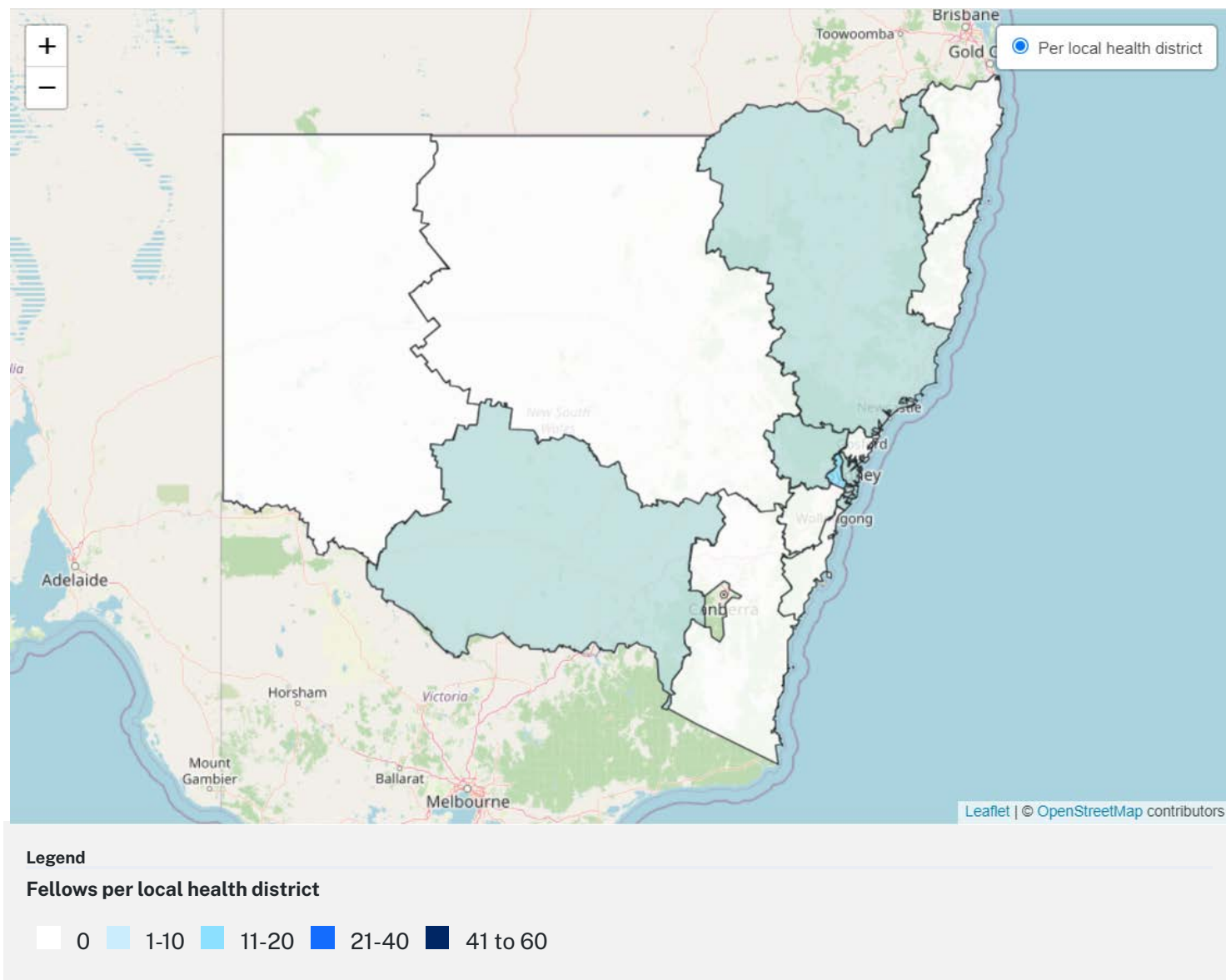
33.3%

Aged 60+



Retirement intentions age 60+

Workforce distribution for NSW surgery - paediatric workforce in 2019 by local health district



Workforce considerations

- Workforce modelling is based on current models of care. Any change in the models may impact on requirements.
- Any changes to current training programs will affect the workforce modelling outcome.
- Workforce modelling is based on current workforce hours profile by age co-hours. Any changes to hours worked by future clinicians will affect the model.
- There is an accepted error rate of plus or minus two per cent within workforce modelling.
- The model does not address any mal-distribution either by location (rural or regional) or sector (public or private).

Notes

Data source: The National Health Workforce Dataset – Australian Government Department of Health; The Medical Education and Training in Australia Report (MET); The Royal Australasian College of Surgeons Activity Report.