

# Physician - respiratory and sleep medicine

## Workforce modelling factsheet

**NSW physician - respiratory and sleep medicine specialist clinical and non-clinical workforce characteristics in 2019**



### Workforce characteristics for NSW physician - respiratory and sleep medicine specialist clinical workforce in 2019



**211**  
Headcount



**30.3%**  
Female



**39.7**  
Work hours per week



**50.4**  
Years average age



**22.8%**  
Aged 60+



**14**  
New Fellows in 2018

### Workforce characteristics for NSW physician - respiratory and sleep medicine advanced trainees workforce in 2019



**48**  
Headcount



**6 years**  
Length of training

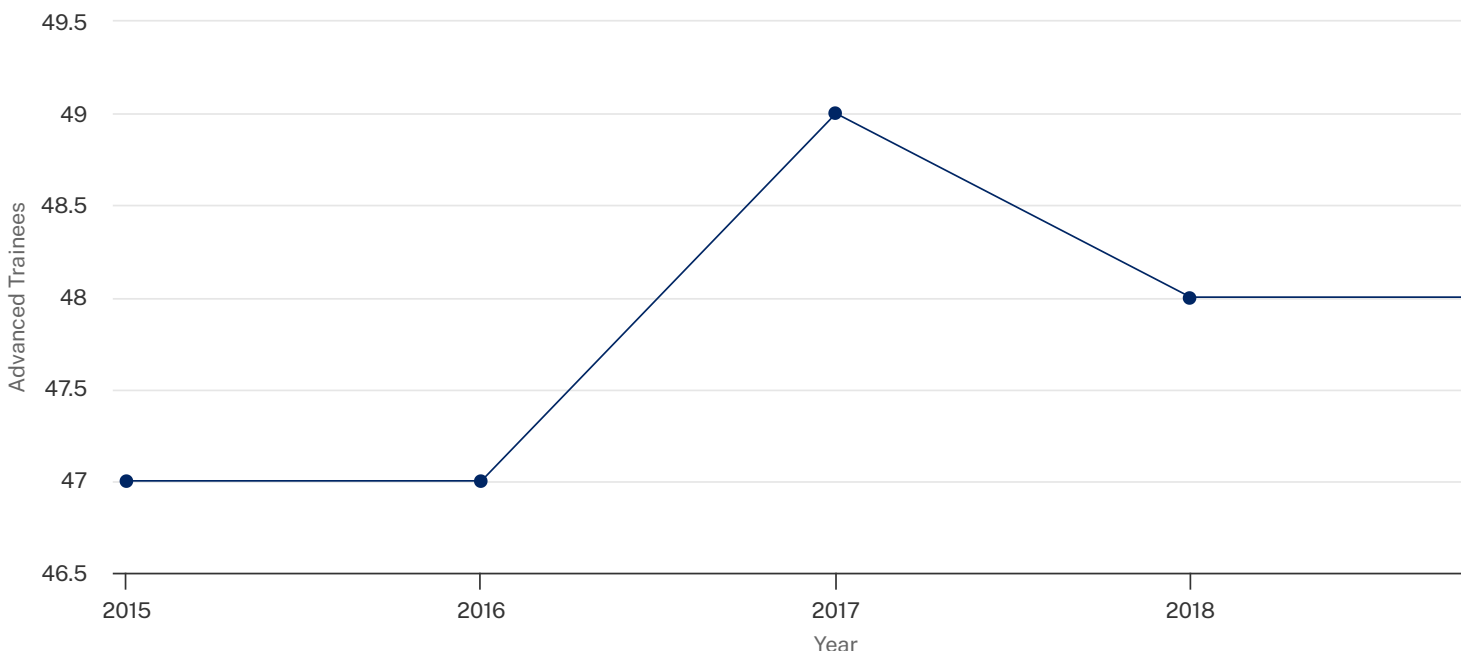


**2.1%**  
Trainee growth 2015-2019



**35.3%**  
NSW Australian trainees

### Total advanced trainees



# Workforce requirement for NSW physician - respiratory and sleep medicine specialist workforce by 2035

Workforce modelling indicates the need for some growth in the NSW specialist physician –respiratory and sleep medicine workforce by around **0 to 2** new fellows per annum entering workforce to meet community need in 2035 across both high and low demand scenarios.



To meet the 2035 specialist workforce requirements through training, there is an ongoing need to increase the number of NSW advanced trainees under the **low scenario by 0, to 48 total advanced trainees** commencing per year and **high scenario by 4, to 52 total advanced trainees** commencing per year.



Demand is expected to grow **2.3%** (low demand scenario) to **2.9%** (high demand scenario).

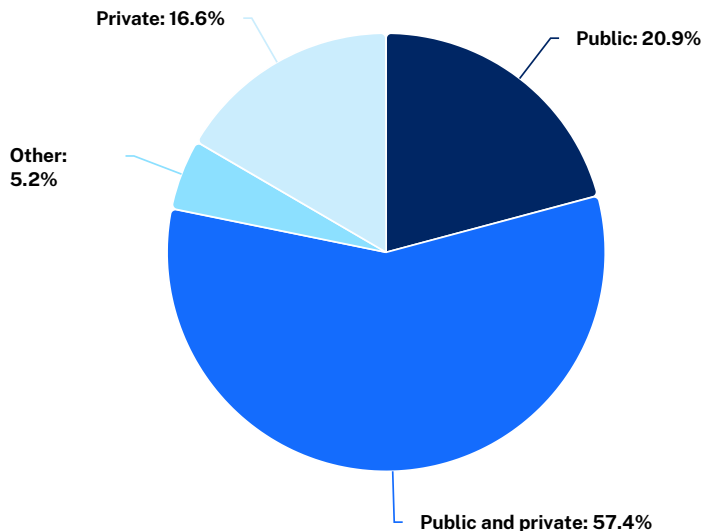


In 2035 the average fellow will be **51 to 51.7 years old** (if new entries enter the workforce).

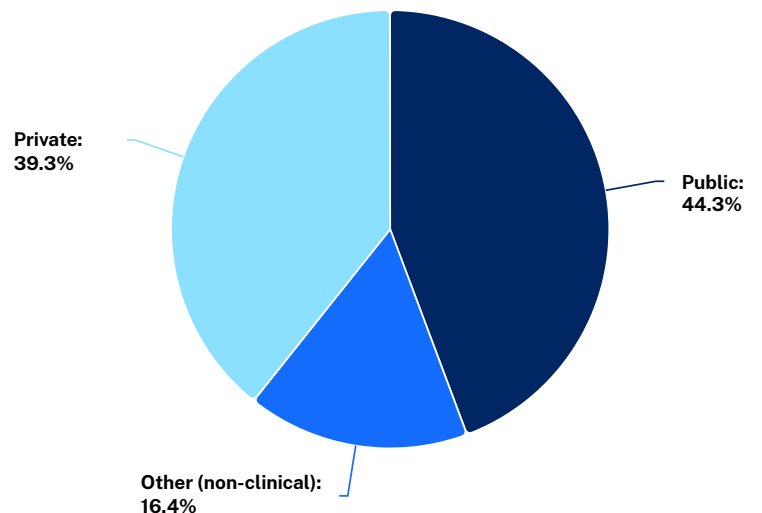
## Workforce distribution for NSW physician - respiratory and sleep medicine workforce in 2019

### Total NSW

Workforce by sector



Hours by sector



## Metropolitan Sydney



**154**  
Headcount



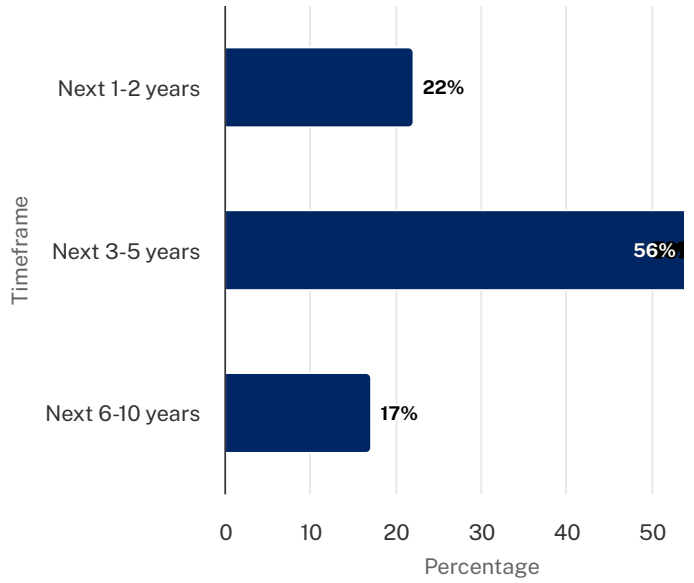
**39.8**  
Work hours per week



**50.9**  
Years average age



**23.4%**  
Aged 60+



**Retirement intentions age 60+**

## Non-metropolitan Sydney



**57**  
Headcount



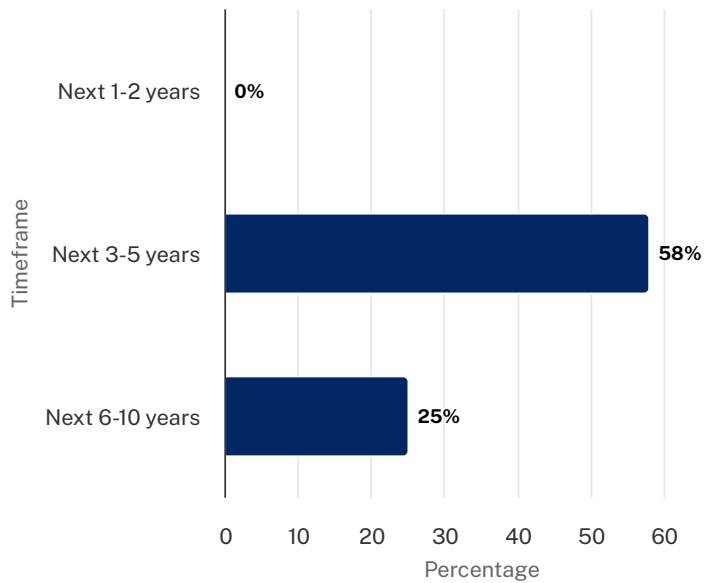
**39.1**  
Work hours per week



**49.1**  
Years average age

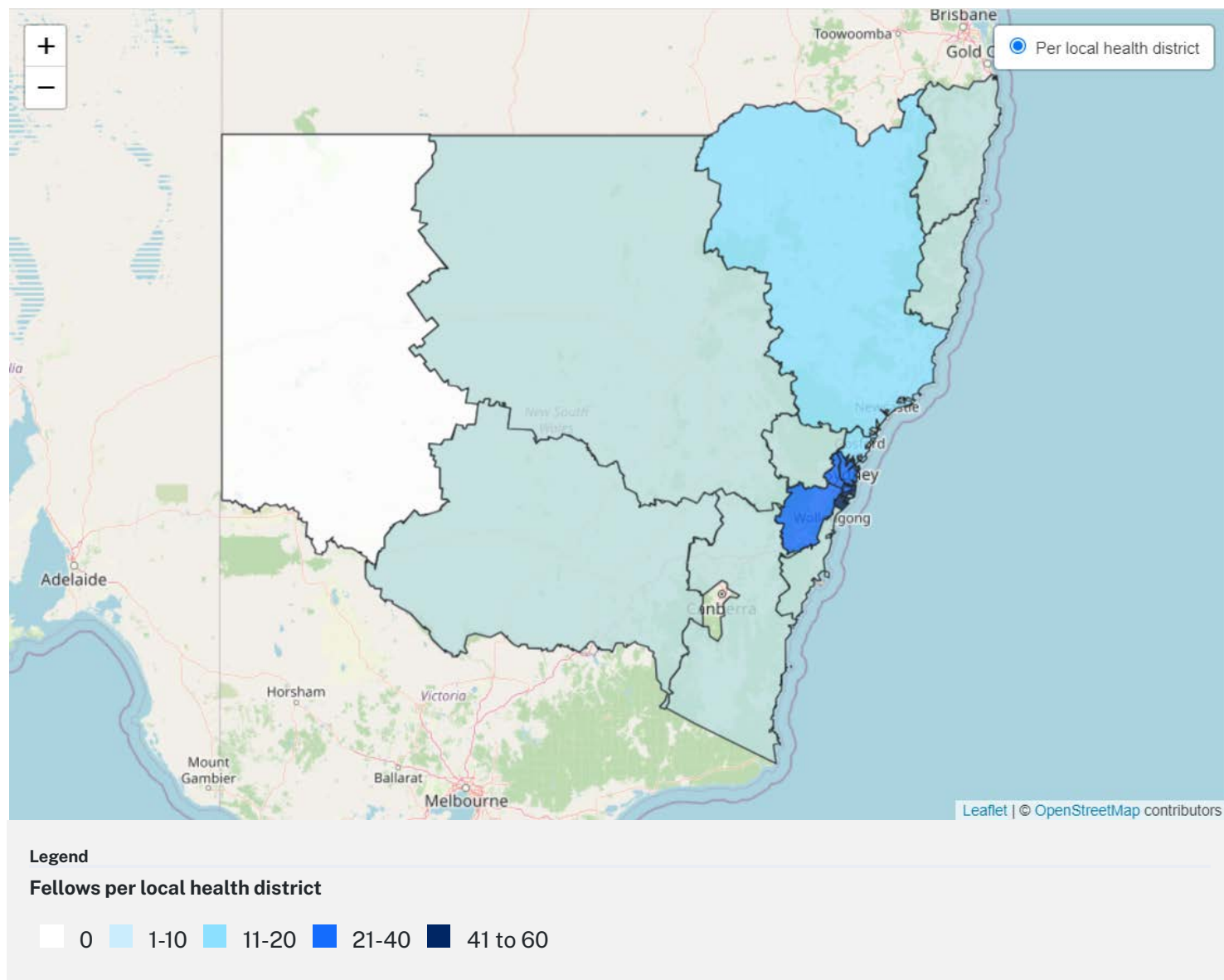


**21.1%**  
Aged 60+



**Retirement intentions age 60+**

## Workforce distribution for NSW physician - respiratory and sleep medicine workforce in 2019 by local health district



### Workforce considerations

- Workforce modelling is based on current models of care. Any change in the models may impact on requirements.
- Any changes to current training programs will affect the workforce modelling outcome.
- Workforce modelling is based on current workforce hours profile by age co-hours. Any changes to hours worked by future clinicians will affect the model.
- There is an accepted error rate of plus or minus two per cent within workforce modelling.
- The model does not address any mal-distribution either by location (rural or regional) or sector (public or private).

### Notes

**Data source:** The National Health Workforce Dataset – Australian Government Department of Health; The Medical Education and Training in Australia Report (MET).