

NSW Arbovirus Surveillance and Mosquito Monitoring 2022-2023

Weekly Update: Week ending 6 May 2023

(Report Number 29)



Summary

Arbovirus Detections

- **Sentinel Chickens:** Murray Valley encephalitis antibodies were detected in a blood sample collected at Forbes from a chicken that had previously tested negative indicating recent exposure to this virus. There were no new detections of Kunjin virus in samples collected elsewhere across inland sites.
- **Mosquito Isolates:** Barmah Forest virus was detected in mosquitoes trapped in Gosford on 2 May 2023. There were no detections of Ross River, Murray Valley encephalitis, Kunjin and Japanese encephalitis viruses in mosquitoes.

Mosquito Abundance

- **Inland:** Mosquito trapping at inland sites has ended for the 2022-2023 surveillance season.
- **Coast:** LOW at Byron Bay, Coffs Harbour, Kempsey, Kiama, Lake Cathie, Lismore, Millbank, Mullumbimby, Murwillumbah, Nambucca, Port Macquarie, Shoalhaven, Tweed Heads, Wauchope, Wollongong and Wyong. MEDIUM at Newcastle. HIGH at Ballina, Bega and Gosford.
- **Sydney:** LOW at Bankstown, Blacktown, Camden, Canada Bay, Earlwood, Georges River, Hawkesbury, Hills Shire, Liverpool, Northern Beaches, Parramatta, Penrith and Sydney Olympic Park.

Environmental Conditions

- **Climate:** In the week ending 6 May 2023, there was moderate rainfall in a large part of eastern NSW, especially in the south eastern quadrant of the state. Rainfall levels were low elsewhere. There is likely to be below average rainfall across all of NSW in May. In May, minimum temperatures are likely to be below average in northern NSW and about average elsewhere. Maximum temperatures are likely to be below to about average across most of the state and above average in north eastern NSW along the Queensland border.
- **Tides:** High tides over 1.8 metres are predicted for 5-9 May, which could trigger hatching of *Aedes vigilax*.

Human Arboviral Disease Notifications

- **Ross River Virus:** 4 cases were notified in the week ending 22 April 2023.
- **Barmah Forest Virus:** 5 cases were notified in the week ending 22 April 2023.

Comments and other findings of note

Mosquito monitoring across the coastal and metropolitan areas of Sydney ended on 6 May 2023. The arbovirus surveillance season for 2022-2023 across NSW has now closed, and this is the final weekly report for the 2022-2023 season. Thank you to local councils, public health units and other stakeholders for their contributions to this program.

Arbovirus Detections

Weekly reports are available at:

www.health.nsw.gov.au/Infectious/mosquito-borne/Pages/surveillance.aspx

Please send questions or comments about this report to:

Surveillance and Risk Unit, Environmental Health Branch, Health Protection NSW:
hssg-ehbsurveillance@health.nsw.gov.au

Testing and scientific services are provided by the Department of Medical Entomology, NSW Health Pathology, Institute of Clinical Pathology and Medical Research (ICPMR) for mosquito surveillance, and the Arbovirus Emerging Diseases Unit, NSW Health Pathology (ICPMR) for sentinel chicken surveillance.

The arbovirus surveillance and mosquito monitoring results in this report remain the property of the NSW Ministry of Health and may not be used or disseminated to unauthorised persons or organisations without permission.

SPHN (EH) 220867

Cover photos: **Bottom left** - Common banded mosquito, *Culex annulirostris*
Top and bottom right - Saltmarsh mosquito, *Aedes vigilax*
(Copyright 2020)

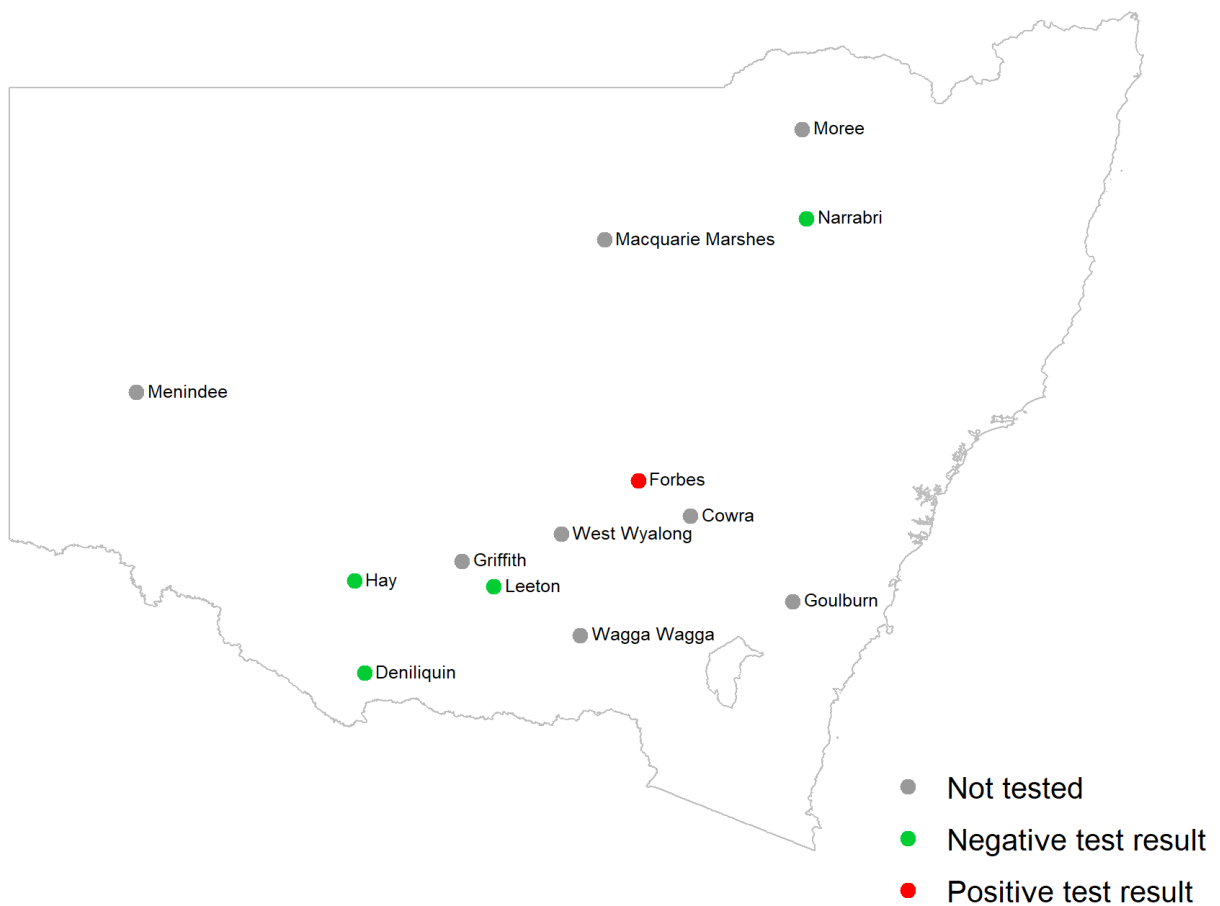
This section details detections of Murray Valley encephalitis virus, Kunjin virus, Ross River virus, Barmah Forest virus and Japanese encephalitis virus in the NSW Arbovirus Surveillance and Mosquito Monitoring Program.

Sentinel chickens

Chickens are bled for detection of antibodies directed against Murray Valley encephalitis virus, Kunjin virus and Japanese encephalitis virus, indicating exposure to these viruses. Test results for the past three weeks are shown in the map below and all positive test results for the season are detailed in the table. A positive test result indicates one or more chickens in a flock tested positive for the first time to antibodies directed against a particular virus, indicating newly acquired infection.

Sentinel chicken antibody test results for samples collected in the three weeks to 6 May 2023

There was a positive test result for Murray Valley encephalitis in a sample collected in Forbes.



Positive test results in the 2022-2023 surveillance season

Date of sample collection	Location	Virus
12 January 2023	Menindee	Murray Valley encephalitis
12 January 2023	Menindee	Kunjin
19 January 2023	Menindee	Murray Valley encephalitis
20 January 2023	Macquarie Marshes	Murray Valley encephalitis
26 January 2023	Menindee	Murray Valley encephalitis
29 January 2023	Leeton	Murray Valley encephalitis
5 February 2023	Menindee	Murray Valley encephalitis
5 February 2023	Menindee	Kunjin
6 February 2023	Deniliquin	Murray Valley encephalitis
6 February 2023	Forbes	Murray Valley encephalitis
6 February 2023	Hay	Murray Valley encephalitis
6 February 2023	Macquarie Marshes*	Murray Valley encephalitis
12 February 2023	Deniliquin	Murray Valley encephalitis
12 February 2023	Leeton	Murray Valley encephalitis
12 February 2023	Leeton	Kunjin
13 February 2023	Macquarie Marshes	Murray Valley encephalitis
13 February 2023	Macquarie Marshes	Kunjin
14 February 2023	Forbes	Murray Valley encephalitis
19 February 2023	Leeton	Murray Valley encephalitis
19 February 2023	Leeton	Kunjin
21 February 2023	Hay	Murray Valley encephalitis
23 February 2023	West Wyalong	Murray Valley encephalitis
3 March 2023	Deniliquin	Murray Valley encephalitis
5 March 2023	Macquarie Marshes	Kunjin
7 March 2023	Griffith	Murray Valley encephalitis
12 March 2023	Deniliquin	Kunjin
12 March 2023	Menindee	Kunjin
13 March 2023	Leeton	Kunjin
13 March 2023	Moree	Murray Valley encephalitis
13 March 2023	Moree	Kunjin
20 March 2023	Hay	Murray Valley encephalitis
20 March 2023	Hay	Kunjin
26 March 2023	Leeton	Kunjin
2 April 2023	Hay	Kunjin
2 April 2023	Macquarie Marshes	Kunjin
3 April 2023	Griffith	Kunjin
4 April 2023	Forbes	Murray Valley encephalitis
5 April 2023	West Wyalong	Kunjin
17 April 2023	Forbes	Murray Valley encephalitis

*Chickens in Macquarie Marshes had previously seroconverted to Murray Valley encephalitis virus and continue to test positive for antibodies to this virus.

Mosquito isolates

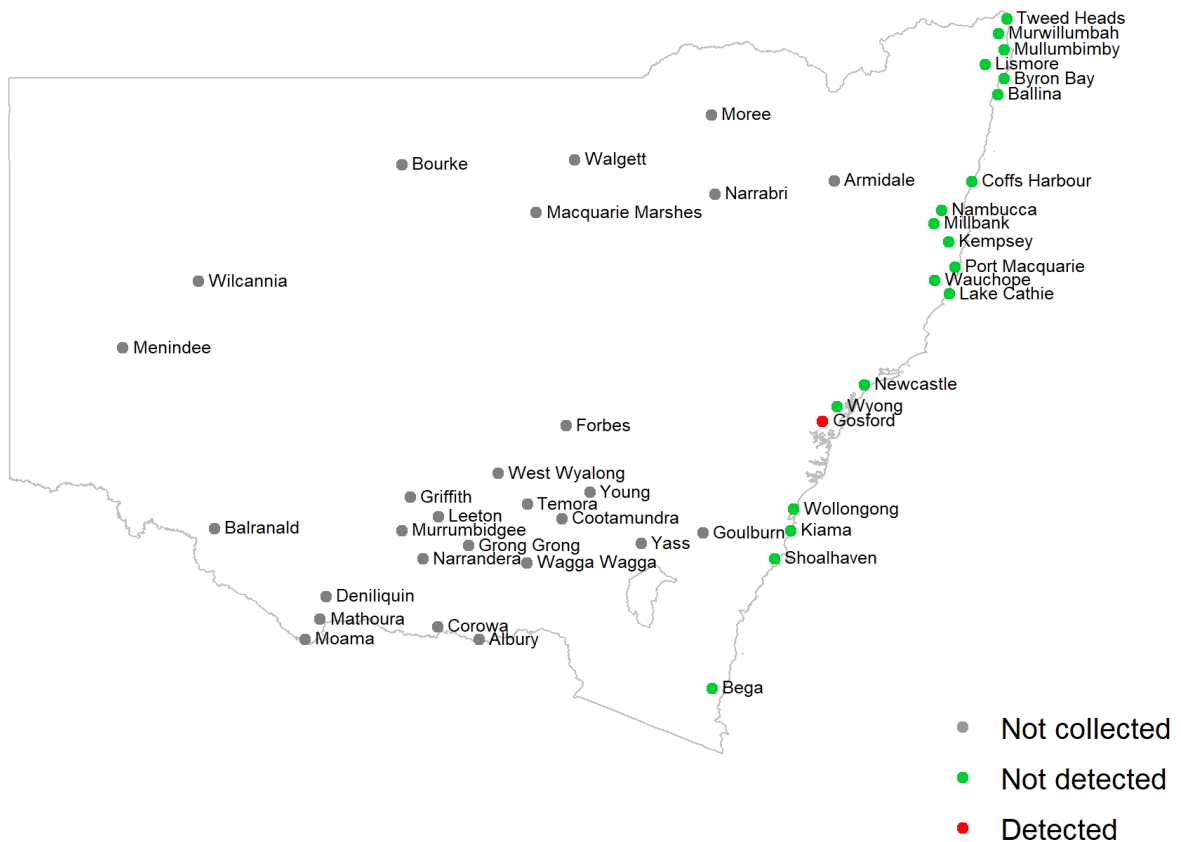
Whole grinds of collected mosquitoes are tested for arbovirus nucleic acids to determine the presence of arboviruses in mosquitoes. Test results for detections of Ross River virus, Barmah Forest virus, Murray Valley encephalitis virus, Kunjin virus and Japanese encephalitis virus for the past week are shown in the maps below. Detections of all arboviruses (including Edge Hill virus and Stratford virus) for the season are detailed in the table.

Test results for mosquito trapping sites reported in the week ending 6 May 2023

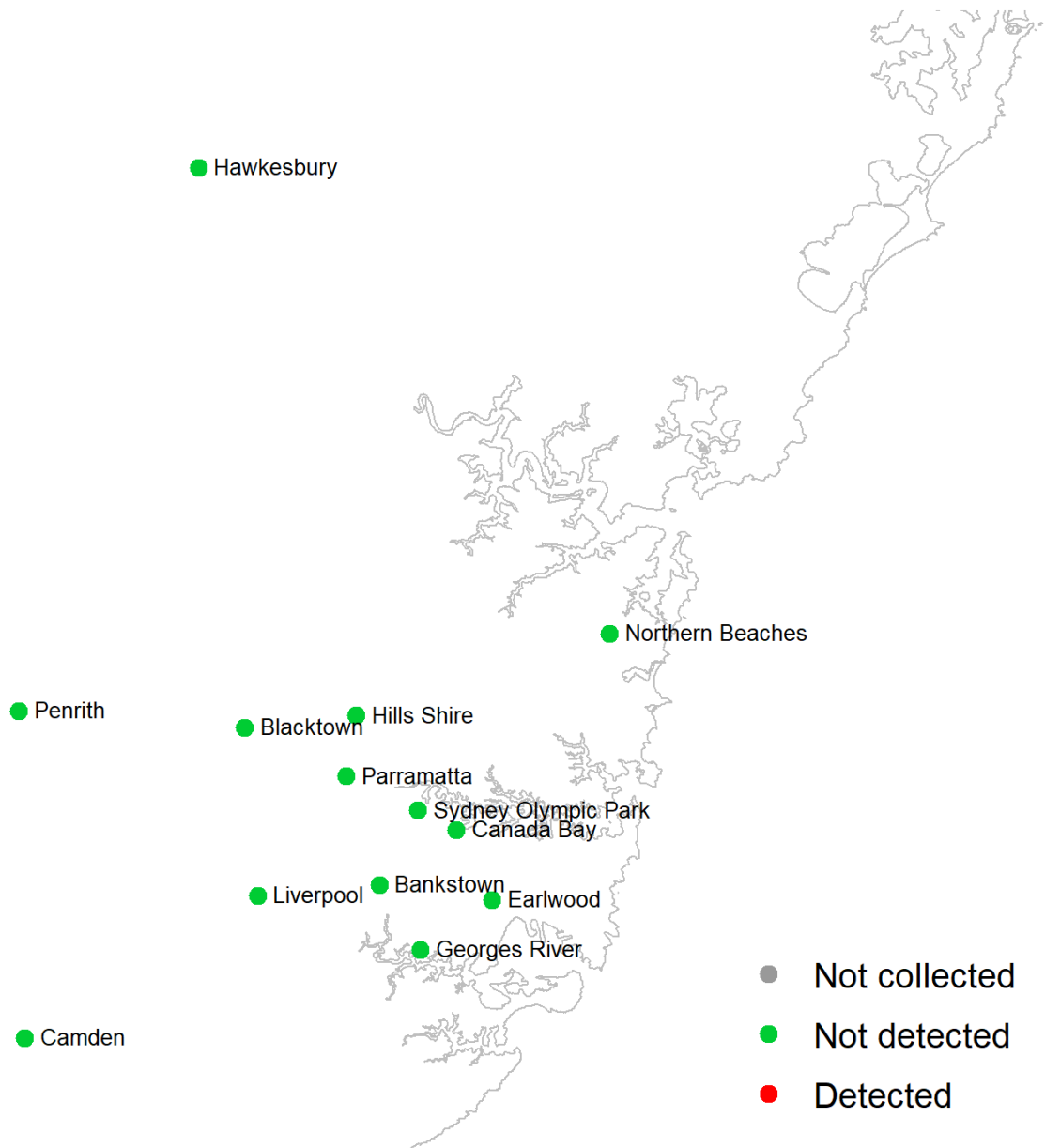
Barmah Forest virus was detected in mosquitoes trapped in Gosford in the week ending 6 May 2023.

Note, mosquito trapping at inland sites for the 2022-2023 surveillance season ended on 22 April 2023.

Inland and Coastal sites



Sydney sites



Arboviruses detected in the 2022-2023 surveillance season

Date of sample collection	Location	Virus
14 November 2022	Macquarie Marshes	Barmah Forest
15 November 2022	Griffith	Ross River
22 November 2022	Griffith	Barmah Forest
5 December 2022	Leeton	Barmah Forest
5 December 2022	Temora	Ross River
5 December 2022	Grong Grong	Edge Hill
6 December 2022	Deniliquin	Barmah Forest
6 December 2022	Griffith	Barmah Forest
12 December 2022	Grong Grong	Barmah Forest
13 December 2022	Penrith	Edge Hill
4 January 2023	Menindee	Murray Valley encephalitis
9 January 2023	Corowa	Ross River
9 January 2023	Corowa	Edge Hill
9 January 2023	Young	Barmah Forest
10 January 2023	Griffith	Murray Valley encephalitis
10 January 2023	Menindee	Murray Valley encephalitis
16 January 2023	Griffith	Murray Valley encephalitis
17 January 2023	Mathoura	Murray Valley encephalitis
17 January 2023	Moama	Murray Valley encephalitis
23 January 2023	Macquarie Marshes	Murray Valley encephalitis
23 January 2023	Macquarie Marshes	Kunjin
23 January 2023	Temora	Murray Valley encephalitis
23 January 2023	Griffith	Kunjin
23 January 2023	Balranald	Murray Valley encephalitis
30 January 2023	Albury	Murray Valley encephalitis
30 January 2023	Mathoura	Murray Valley encephalitis
31 January 2023	Leeton	Murray Valley encephalitis
6 February 2023	Griffith	Murray Valley encephalitis
13 February 2023	Macquarie Marshes	Murray Valley encephalitis
13 February 2023	Corowa	Murray Valley encephalitis
19 February 2023	Moree	Edge Hill
20 February 2023	Corowa	Murray Valley encephalitis
21 February 2023	Deniliquin	Murray Valley encephalitis
6 March 2023	Kiama	Stratford
7 March 2023	Wyang	Stratford
7 March 2023	Penrith	Stratford
12 March 2023	Macquarie Marshes	Murray Valley encephalitis
13 March 2023	Narrandera	Ross River
13 March 2023	Georges River	Stratford
21 March 2023	Northern Beaches	Stratford
23 March 2023	Gosford	Barmah Forest
23 March 2023	Gosford	Stratford
3 April 2023	Port Macquarie	Stratford
3 April 2023	Newcastle	Edge Hill
11 April 2023	Newcastle	Edge Hill
2 May 2023	Gosford	Barmah Forest

Note:

Human cases of Edge Hill virus and Stratford virus have rarely been reported. Infection may present as a mild self-limiting febrile illness with body aches.

Mosquito Abundance

This section details counts of mosquitoes in the NSW Arbovirus Surveillance and Mosquito Monitoring Program. Each location represents the count average for all trapping sites at that location for the most recent week that collections were provided prior to preparation of this report.

Culex annulirostris and *Aedes vigilax* are vectors of interest for Ross River virus and Barmah Forest virus, *Culex annulirostris* is also a vector for Japanese encephalitis virus.

Mosquito counts (average per trap per location) for mosquito trapping sites reported in the week ending 6 May 2023

Coastal sites

Total mosquito counts



Culex annulirostris counts



Aedes vigilax counts



Sydney sites Total mosquito counts



Key:

- No collection
- Low (<50)
- Medium (50-100)
- High (101-1,000)
- Very high (1,001-10,000)
- Extreme (>10,000)

Culex annulirostris counts



Aedes vigilax counts



Mosquito counts for the 2022-23 surveillance season
Inland (mosquito trapping has ended for the 2022-23 season)

“Cx. annul” refers to *Culex annulirostris* and “Ae. vigilax” refers to *Aedes vigilax*.

Key:

- No collection
- Low (<50)
- Medium (50-100)
- High (101-1,000)
- Very high (1,001-10,000)
- Extreme (>10,000)

Location	Mosquito	WEEK ENDING																														
		Oct-22			Nov-22				Dec-22					Jan-23				Feb-23				Mar-23				Apr-23			May-23			
		15	22	29	5	12	19	26	3	10	17	24	31	7	14	21	28	4	11	18	25	4	11	18	25	1	8	15	22	29	6	13
Albury	Cx annul																															
Albury	Total																															
Armidale	Cx annul																															
Armidale	Total																															
Balranald	Cx annul																															
Balranald	Total																															
Bourke	Cx annul																															
Bourke	Total																															
Cootamundra	Cx annul																															
Cootamundra	Total																															
Corowa	Cx annul																															
Corowa	Total																															
Deniliquin	Cx annul																															
Deniliquin	Total																															
Forbes	Cx annul																															
Forbes	Total																															
Goulburn	Cx annul																															
Goulburn	Total																															
Griffith	Cx annul																															
Griffith	Total																															
Grong Grong	Cx annul																															
Grong Grong	Total																															
Leeton	Cx annul																															
Leeton	Total																															
Macquarie Marshes	Cx annul																															
Macquarie Marshes	Total																															
Mathoura	Cx annul																															
Mathoura	Total																															
Menindee	Cx annul																															
Menindee	Total																															
Moama	Cx annul																															
Moama	Total																															
Moree	Cx annul																															
Moree	Total																															
Murrumbidgee	Cx annul																															
Murrumbidgee	Total																															
Narrabri	Cx annul																															
Narrabri	Total																															
Narrandera	Cx annul																															
Narrandera	Total																															
Temora	Cx annul																															
Temora	Total																															
Wagga Wagga	Cx annul																															
Wagga Wagga	Total																															
Walgett	Cx annul																															
Walgett	Total																															
West Wyalong	Cx annul																															
West Wyalong	Total																															
Wilcannia	Cx annul																															
Wilcannia	Total																															
Yass	Cx annul																															
Yass	Total																															
Young	Cx annul																															
Young	Total																															

Coastal

		WEEK ENDING																														
		Oct-22			Nov-22			Dec-22				Jan-23				Feb-23				Mar-23				Apr-23				May-23				
Location	Mosquito	15	22	29	5	12	19	26	3	10	17	24	31	7	14	21	28	4	11	18	25	4	11	18	25	1	8	15	22	29	6	13
Ballina	Cx. annul																															
	Ae. vigilax																															
	Total																															
Bega	Cx. annul																															
	Ae. vigilax																															
	Total																															
Byron Bay	Cx. annul																															
	Ae. vigilax																															
	Total																															
Coffs Harbour	Cx. annul																															
	Ae. vigilax																															
	Total																															
Gosford	Cx. annul																															
	Ae. vigilax																															
	Total																															
Kempsey	Cx. annul																															
	Ae. vigilax																															
	Total																															
Kiama	Cx. annul																															
	Ae. vigilax																															
	Total																															
Lake Cathie	Cx. annul																															
	Ae. vigilax																															
	Total																															
Lismore	Cx. annul																															
	Ae. vigilax																															
	Total																															
Millbank	Cx. annul																															
	Ae. vigilax																															
	Total																															
Mullumbimby	Cx. annul																															
	Ae. vigilax																															
	Total																															
Murwillumbah	Cx. annul																															
	Ae. vigilax																															
	Total																															
Nambucca	Cx. annul																															
	Ae. vigilax																															
	Total																															
Newcastle	Cx. annul																															
	Ae. vigilax																															
	Total																															
Port Macquarie	Cx. annul																															
	Ae. vigilax																															
	Total																															
Shoalhaven	Cx. annul																															
	Ae. vigilax																															
	Total																															
Tweed Heads	Cx. annul																															
	Ae. vigilax																															
	Total																															
Wauchope	Cx. annul																															
	Ae. vigilax																															
	Total																															
Wollongong	Cx. annul																															
	Ae. vigilax																															
	Total																															
Wyong	Cx. annul																															
	Ae. vigilax																															
	Total																															

Sydney

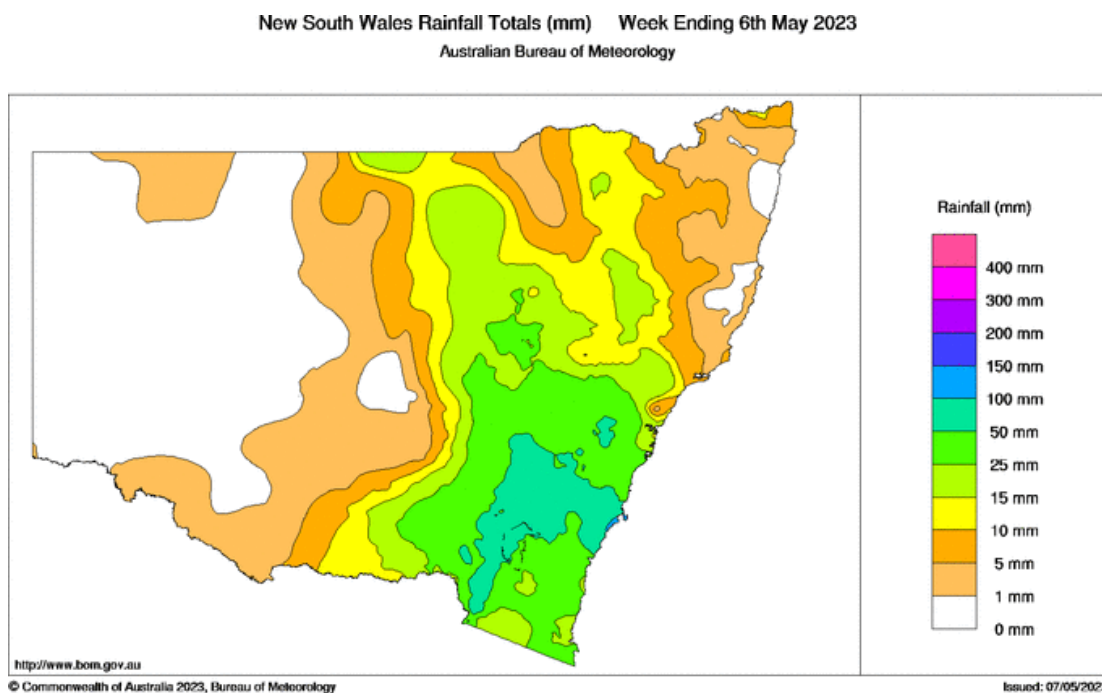
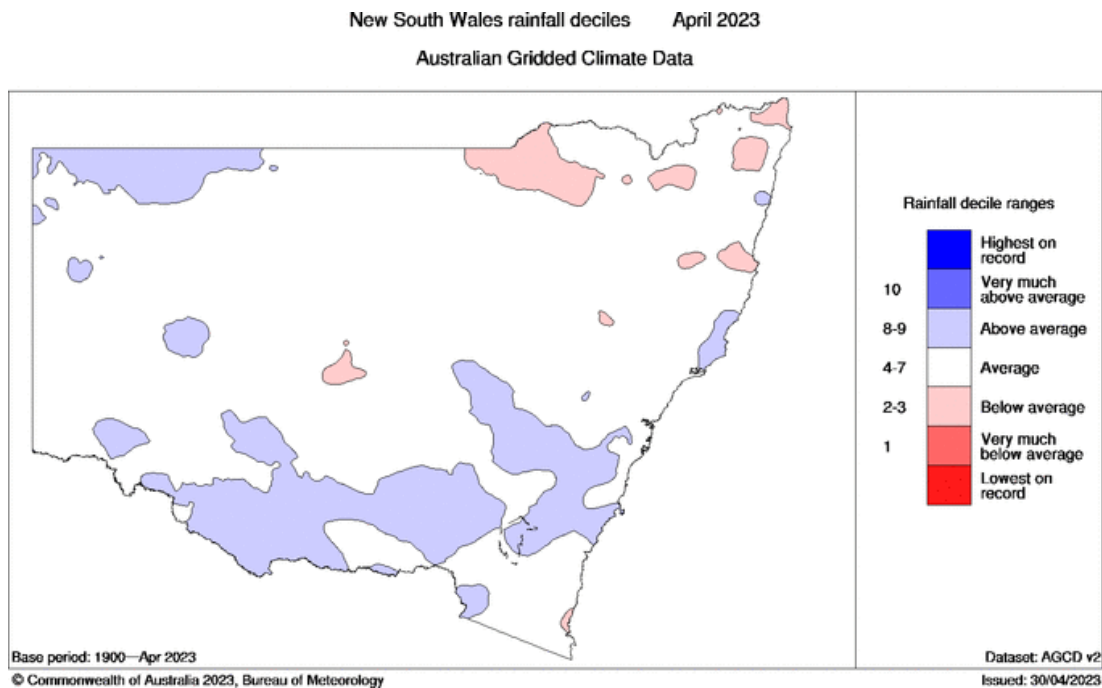
		WEEK ENDING																																		
		Oct-22			Nov-22				Dec-22					Jan-23				Feb-23				Mar-23				Apr-23			May-23							
Location	Mosquito	15	22	29	5	12	19	26	3	10	17	24	31	7	14	21	28	4	11	18	25	4	11	18	25	1	8	15	22	29	6	13				
Bankstown	<i>Cx. annul</i>																																			
	<i>Ae. vigilax</i>																																			
	Total																																			
Blacktown	<i>Cx. annul</i>																																			
	<i>Ae. vigilax</i>																																			
	Total																																			
Camden	<i>Cx. annul</i>																																			
	<i>Ae. vigilax</i>																																			
	Total																																			
Canada Bay	<i>Cx. annul</i>																																			
	<i>Ae. vigilax</i>																																			
	Total																																			
Earlwood	<i>Cx. annul</i>																																			
	<i>Ae. vigilax</i>																																			
	Total																																			
Georges River	<i>Cx. annul</i>																																			
	<i>Ae. vigilax</i>																																			
	Total																																			
Hawkesbury	<i>Cx. annul</i>																																			
	<i>Ae. vigilax</i>																																			
	Total																																			
Hills Shire	<i>Cx. annul</i>																																			
	<i>Ae. vigilax</i>																																			
	Total																																			
Liverpool	<i>Cx. annul</i>																																			
	<i>Ae. vigilax</i>																																			
	Total																																			
Northern Beaches	<i>Cx. annul</i>																																			
	<i>Ae. vigilax</i>																																			
	Total																																			
Parramatta	<i>Cx. annul</i>																																			
	<i>Ae. vigilax</i>																																			
	Total																																			
Penrith	<i>Cx. annul</i>																																			
	<i>Ae. vigilax</i>																																			
	Total																																			
Sydney Olympic Park	<i>Cx. annul</i>																																			
	<i>Ae. vigilax</i>																																			
	Total																																			

Environmental Conditions

Mosquitoes require water to breed. Rainfall and tides (for the salt marsh mosquito, *Aedes vigilax*) are important contributing factors for proliferation of mosquito numbers. Unseasonably warm weather can also contribute to higher mosquito numbers.

Rainfall

In April, rainfall was generally about average in NSW with some areas in the south of the state receiving above average rainfall and below average in isolated areas of the northeast. In the week ending 6 May 2023, there was moderate rainfall in a large part of eastern NSW, especially in the south eastern quadrant of the state. Rainfall levels were low elsewhere.



Source: Australian Government, Bureau of Meteorology, <http://www.bom.gov.au/climate/maps/rainfall>

Next month's rainfall and temperature outlook

The Bureau of Meteorology's rainfall outlook predicts that in May, there is likely to be below average rainfall across all of NSW.

www.bom.gov.au/climate/outlooks/#/rainfall/median/monthly/0

The Bureau of Meteorology's temperature outlook predicts that minimum temperatures are likely to be below average in northern NSW and about average elsewhere in May. Maximum temperatures are likely to be below to about average across most of the state and above average in north eastern NSW along the Queensland border.

www.bom.gov.au/climate/outlooks/#/temperature/minimum/median/monthly/0

www.bom.gov.au/climate/outlooks/#/temperature/maximum/median/monthly/0

Tides

Tidal information is relevant for the prediction of the activity of the salt marsh mosquito, *Aedes vigilax*. Typically for NSW, high tides of over 1.8 m, as measured at Sydney, can induce hatching of *Aedes vigilax* larvae. Predicted tide heights can provide some indication of when this is likely to occur.

Dates of predicted high tides of over 1.8 m at Sydney (Fort Denison)

- 5-9 May

Source: Australian Government, Bureau of Meteorology: www.bom.gov.au/australia/tides/#/nsw-sydney-fort-denison

Note: Measured tides at Sydney Port Jackson for the current week are available from the NSW Government, Manly Hydraulics Laboratory: <https://mhl.nsw.gov.au/Data-OceanTide>.

Human Arboviral Disease Notifications

Under the *NSW Public Health Act 2010*, human arboviral infections are notifiable in NSW. The NSW Health Communicable Diseases Weekly Report (CDWR) reports confirmed and probable case numbers by the week they are received by the NSW notifiable diseases surveillance system, and is available at: www.health.nsw.gov.au/Infectious/reports/Pages/CDWR.aspx.

The data for Ross River virus and Barmah Forest virus from the CDWR for the latest reported 3 weeks are below.

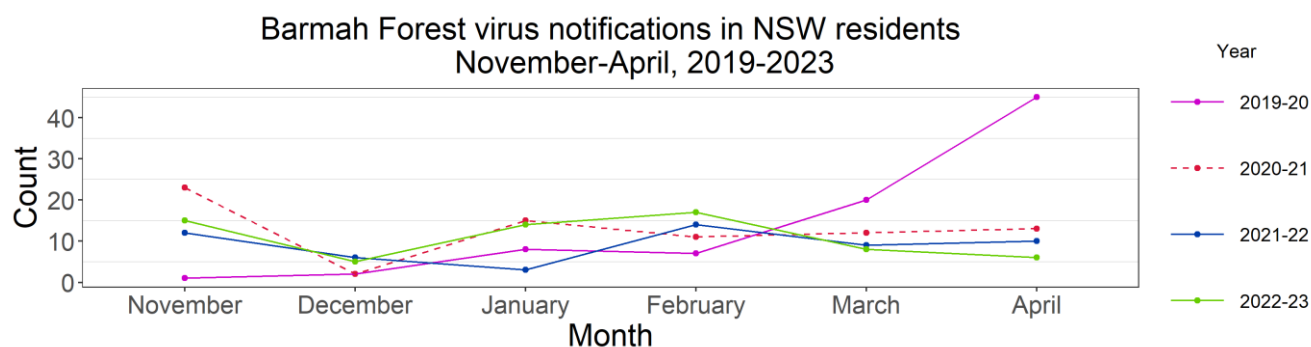
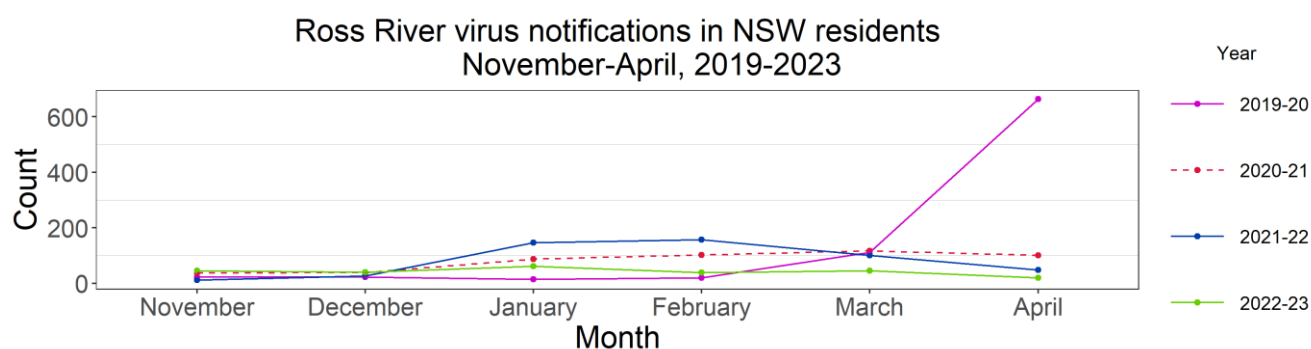
Recent notifications of Ross River virus and Barmah Forest virus infections in humans

(by date of case report received)

	Week		
	Latest week (16 – 22 Apr 2023)	1-week prior (9 – 15 Apr 2023)	2-weeks prior (2 – 8 Apr 2023)
Ross River virus	4	5	8
Barmah Forest virus	5	0	1

Source: CDWR, Communicable Diseases Branch, Health Protection NSW, NSW Health

Notifications of Ross River virus and Barmah Forest virus infections, by month of disease onset (the earlier of patient-reported onset or specimen collection date), are available online at: www1.health.nsw.gov.au/IDD/pages/data.aspx. The following figures show this data for November to April of the current NSW Arbovirus Surveillance and Mosquito Monitoring season (2022-2023), and the same period in the previous three years.



Source: NSW Health Notifiable Conditions Information Management System (NCIMS), Communicable Diseases Branch and Centre for Epidemiology and Evidence, NSW Health

Notes: The data for the previous month are the notifications to date (data extracted on 8 May 2023). Notifications are for NSW residents, regardless of whether the infection was acquired or diagnosed in NSW. Notifications of Ross River virus and Barmah Forest virus infection lag the date of acquiring the infection due to the time taken for symptom development, diagnosis, notification, and other factors. The weekly numbers by date of notification are useful for monitoring recent short-term trends but represent infections that were acquired some time ago. The monthly numbers by date of onset are more timely but less exact because they represent the earlier of patient-reported onset or specimen collection date and are therefore useful for monitoring general trends in human arboviral disease over the course of a season.