

NSW Arbovirus Surveillance & Mosquito Monitoring 2020-2021

Weekly Update: Week ending 29 May 2021

(Report Number 29)



Summary

Arbovirus Detections

- **Sentinel Chickens:** The Arbovirus Sentinel Chicken Surveillance Program has ended for the 2020-21 season.
- **Mosquito Isolates:** There were no Barmah Forest and Ross River virus detections in mosquito isolates in this reporting period.

Mosquito Abundance

- **Inland:** Surveillance has ended for inland sites for the 2020-21 season.
- **Coast:** MEDIUM at Lake Cathie. LOW at Ballina, Kempsey, Narooma, Port Macquarie, Tweed, Wyong and Yamba.
- **Sydney:** Surveillance has ended for Sydney sites for the 2020-21 season.

Environmental Conditions

- **Climate:** In the past week, there was low to moderate rainfall in southern NSW and along coastal NSW. There was no rainfall across the rest of NSW.

Human Arboviral Disease Notifications

- **Ross River Virus:** 22 cases were notified in the week ending 15 May 2021.
- **Barmah Forest Virus:** 4 cases were notified in the week ending 15 May 2021.

Comments and other findings of note

This is the final Arbovirus Surveillance and Mosquito Monitoring weekly update for the 2020-2021 season. Health Protection NSW appreciates the enormous efforts and contributions by all participants of the program. Current participants will be contacted later in the year about their interest to participate in the 2021-22 season.

Weekly reports are available at:

www.health.nsw.gov.au/environment/pests/vector/Pages/surveillance.aspx

Please send questions or comments about this report to:

Surveillance and Risk Unit, Environmental Health Branch, Health Protection NSW:
hssg-ehbsurveillance@health.nsw.gov.au

Testing and scientific services were provided by the Department of Medical Entomology, NSW Health Pathology (ICPMR) for mosquito surveillance, and the Arbovirus Emerging Diseases Unit, NSW Health Pathology (ICPMR) for sentinel chicken surveillance.

The arbovirus surveillance and mosquito monitoring results in this report remain the property of the NSW Ministry of Health and may not be used or disseminated to unauthorised persons or organisations without permission.

SHPN (HP NSW) 200547

Arbovirus Detections

This section details detections of Murray Valley encephalitis virus, Kunjin virus, Ross River virus and Barmah Forest virus in the NSW Arbovirus Surveillance and Mosquito Monitoring Program.

Sentinel chickens

Chickens are bled for detection of antibodies directed against Murray Valley encephalitis virus and Kunjin virus, indicating exposure to these viruses. Chicken surveillance has ended for the 2020-21 season.

Positive test results in the 2020-2021 surveillance season

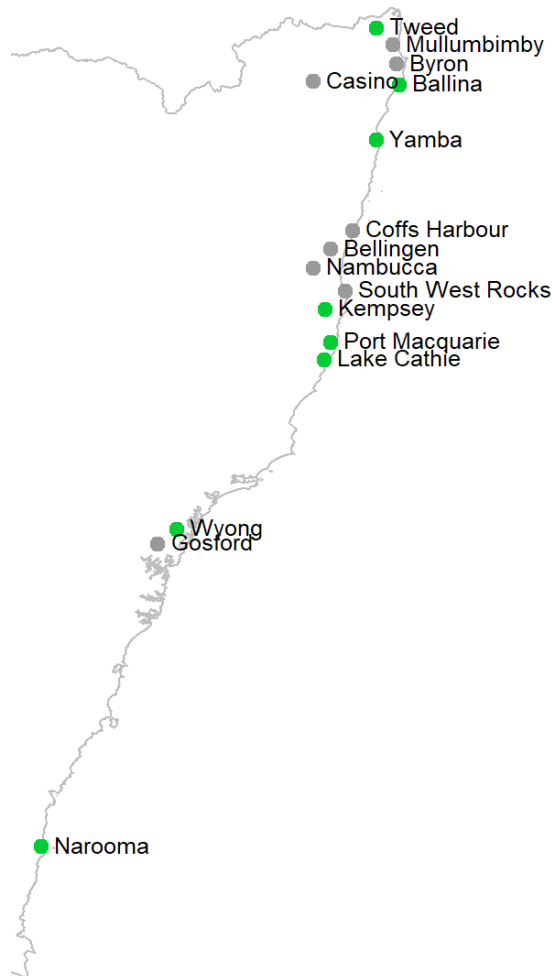
Date of sample collection	Location	Positive test results
There were no detections in sentinel chickens in the 2020-2021 surveillance season		

Mosquito isolates

Whole grinds of mosquitoes are tested for arbovirus nucleic acids (including Ross River virus and Barmah Forest virus). There were no detections of Barmah Forest and Ross River virus in this reporting week.

Test results for mosquito trapping sites in the week ending 29 May 2021

Coastal sites



Ross River and Barmah Forest viruses detected in the past three weeks

Date of sample collection	Location	Virus
There have been no Ross River and Barmah Forest viruses detected in the past three weeks.		

Mosquito Abundance

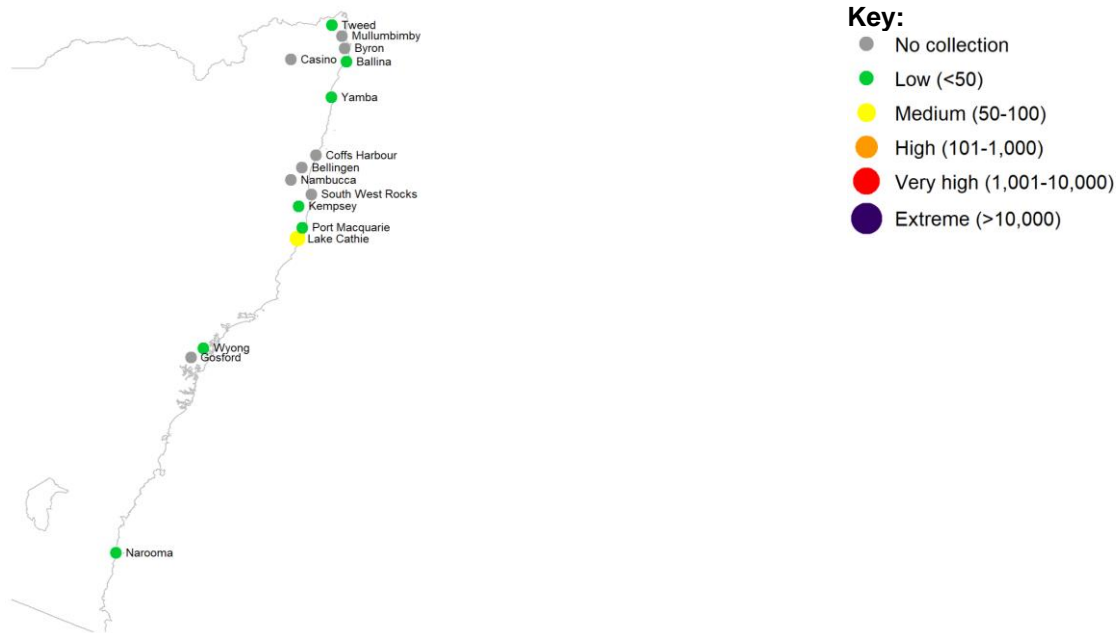
This section details counts of mosquitoes in the NSW Arbovirus Surveillance and Mosquito Monitoring Program. Each location represents the count average for all trapping sites at that location for specimens collected in the current reporting week.

Culex annulirostris and *Aedes vigilax* are vectors of interest for Ross River virus and Barmah Forest virus.

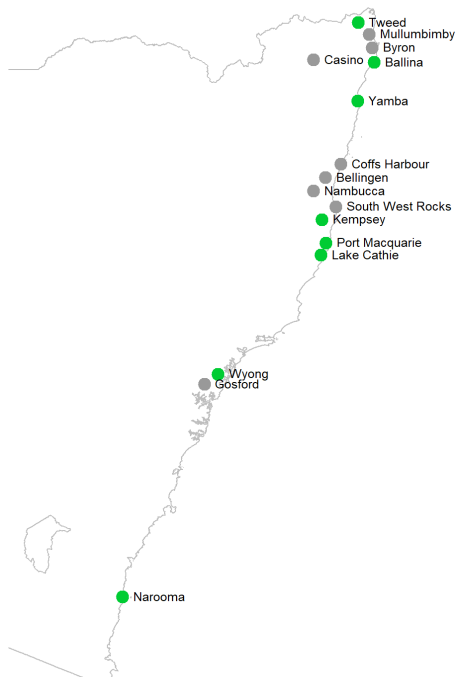
Mosquito counts in the week ending 29 May 2021

Coastal sites

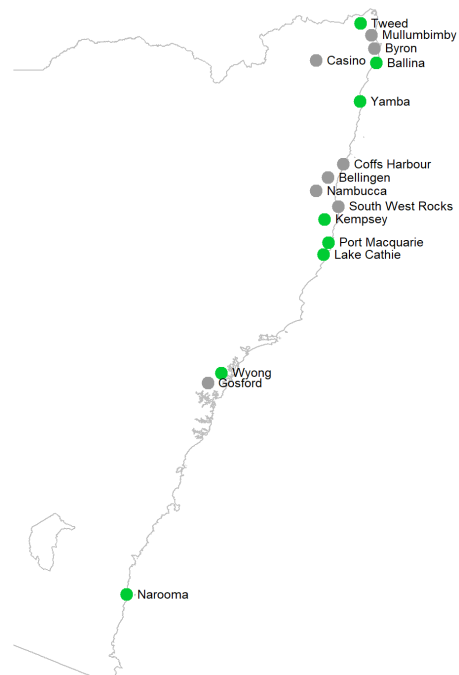
Total mosquito counts



Culex annulirostris counts



Aedes vigilax counts



Mosquito abundance data for 2020-21 season to date

Key:

□	No collection
■ (Green)	Low (<50)
■ (Yellow)	Medium (50-100)
■ (Orange)	High (101-1,000)
■ (Red)	Very high (1,001-10,000)
■ (Purple)	Extreme (>10,000)

Data in the below tables represent the average for all trapping sites at that location. “*Cx. annul*” refers to *Culex annulirostris* and “*Ae.vigilax*” refers to *Aedes vigilax*.

Inland

		WEEK ENDING																														
		Nov-20				Dec-20				Jan-21					Feb-21				Mar-21				Apr-21				May-21					
Location	Mosquito	7	14	21	28	5	12	19	26	2	9	16	23	30	6	13	20	27	6	13	20	27	3	10	17	24	1	8	15	22	29	
Albury	<i>Cx. annul</i>	Green	Green	Green	Green	Yellow	Green	Yellow	Green		Green	Orange	Yellow		Green	Green	Yellow	Green	Yellow	Green	Green	Green	Green		Green	Green	Green					
	Total	Green	Green	Yellow	Green	Yellow	Green	Yellow	Green		Yellow	Orange	Yellow		Green	Green	Orange	Green	Yellow	Green	Green	Green	Green		Green	Green	Green					
Bourke	<i>Cx. annul</i>						Green	Green				Green	Green	Green	Green	Green	Green			Green	Green				Green							
	Total						Green	Green				Green	Green	Green	Green	Green	Green			Green	Green				Green							
Forbes	<i>Cx. annul</i>	Green	Orange		Orange	Green	Orange	Orange	Orange	Orange	Red	Green	Orange	Green	Orange	Orange	Orange	Orange	Green	Green	Green			Orange	Green	Green	Green					
	Total	Orange	Orange		Orange	Green	Orange	Orange	Orange	Orange	Red	Green	Orange	Yellow	Orange	Orange	Orange	Orange	Yellow	Yellow	Green			Orange	Green	Green	Orange					
Griffith	<i>Cx. annul</i>		Yellow	Green		Orange	Orange	Red	Red			Orange	Red	Orange	Orange	Orange	Orange	Orange		Orange	Green	Orange	Green	Yellow	Green							
	Total		Orange	Orange	Orange	Orange	Red	Red	Red			Orange	Red	Red	Red	Red	Red	Red		Orange	Yellow	Orange	Green	Yellow	Green							
Leeton	<i>Cx. annul</i>	Green		Green			Green	Green	Green		Green				Green		Yellow	Green	Green	Green	Green	Green	Green		Green	Green	Green					
	Total	Green		Yellow			Green	Green	Green		Green				Green		Orange	Green	Green	Green	Green	Green	Green		Yellow	Green	Green					
Macquarie Marshes	<i>Cx. annul</i>											Orange																				
	Total											Orange																				
Wagga Wagga	<i>Cx. annul</i>	Green	Green	Green	Green		Green	Green			Green	Green			Green	Yellow	Green	Green	Green	Green	Green	Green			Green	Green	Green					
	Total	Green	Green	Green	Green		Green	Green			Yellow	Green	Green		Green	Yellow	Yellow	Green	Green	Green	Green	Green			Green	Green	Green					

Coastal

		WEEK ENDING																													
		Nov-20				Dec-20				Jan-21					Feb-21				Mar-21				Apr-21				May-21				
Location	Mosquito	7	14	21	28	5	12	19	26	2	9	16	23	30	6	13	20	27	6	13	20	27	3	10	17	24	1	8	15	22	29
Ballina	<i>Cx. annul</i>																														
	<i>Ae. vigilax</i>																														
	Total																														
Bellingen	<i>Cx. annul</i>																														
	<i>Ae. vigilax</i>																														
	Total																														
Byron	<i>Cx. annul</i>																														
	<i>Ae. vigilax</i>																														
	Total																														
Casino	<i>Cx. annul</i>																														
	<i>Ae. vigilax</i>																														
	Total																														
Coffs Harbour	<i>Cx. annul</i>																														
	<i>Ae. vigilax</i>																														
	Total																														
Gosford	<i>Cx. annul</i>																														
	<i>Ae. vigilax</i>																														
	Total																														
Kempsey	<i>Cx. annul</i>																														
	<i>Ae. vigilax</i>																														
	Total																														
Lake Cathie	<i>Cx. annul</i>																														
	<i>Ae. vigilax</i>																														
	Total																														
Mullumbimby	<i>Cx. annul</i>																														
	<i>Ae. vigilax</i>																														
	Total																														
Port Macquarie	<i>Cx. annul</i>																														
	<i>Ae. vigilax</i>																														
	Total																														
Tweed	<i>Cx. annul</i>																														
	<i>Ae. vigilax</i>																														
	Total																														
Wyong	<i>Cx. annul</i>																														
	<i>Ae. vigilax</i>																														
	Total																														
Yamba	<i>Cx. annul</i>																														
	<i>Ae. vigilax</i>																														
	Total																														
Narooma	<i>Cx. annul</i>																														
	<i>Ae. vigilax</i>																														
	Total																														
South West Rocks	<i>Cx. annul</i>																														
	<i>Ae. vigilax</i>																														
	Total																														
Nambucca	<i>Cx. annul</i>																														
	<i>Ae. vigilax</i>																														
	Total																														

Sydney

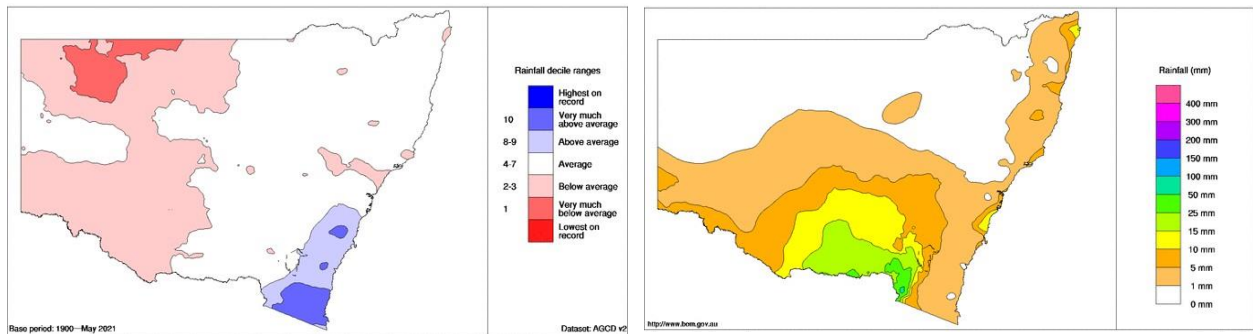
		WEEK ENDING																													
		Nov-20				Dec-20				Jan-21					Feb-21				Mar-21				Apr-21				May-21				
Location	Mosquito	7	14	21	28	5	12	19	26	2	9	16	23	30	6	13	20	27	6	13	20	27	3	10	17	24	1	8	15	22	29
Bankstown	<i>Cx. annul</i>																														
	<i>Ae. vigilax</i>																														
	Total																														
Blacktown	<i>Cx. annul</i>																														
	<i>Ae. vigilax</i>																														
	Total																														
Canada Bay	<i>Cx. annul</i>																														
	<i>Ae. vigilax</i>																														
	Total																														
Georges River	<i>Cx. annul</i>																														
	<i>Ae. vigilax</i>																														
	Total																														
Hawkesbury	<i>Cx. annul</i>																														
	<i>Ae. vigilax</i>																														
	Total																														
Hills Shire	<i>Cx. annul</i>																														
	<i>Ae. vigilax</i>																														
	Total																														
Liverpool City	<i>Cx. annul</i>																														
	<i>Ae. vigilax</i>																														
	Total																														
Northern Beaches	<i>Cx. annul</i>																														
	<i>Ae. vigilax</i>																														
	Total																														
Parramatta	<i>Cx. annul</i>																														
	<i>Ae. vigilax</i>																														
	Total																														
Penrith	<i>Cx. annul</i>																														
	<i>Ae. vigilax</i>																														
	Total																														
Sydney Olympic Park	<i>Cx. annul</i>																														
	<i>Ae. vigilax</i>																														
	Total																														

Environmental Conditions

Mosquitoes require water to breed. Rainfall and tides (for the salt marsh mosquito) are important contributing factors for proliferation of mosquito numbers. Unseasonably warm weather can also contribute to higher mosquito numbers.

Rainfall

In May, rainfall was below average in western NSW, and above average in southeastern NSW. Across the rest of NSW, rainfall was average (left). In the week ending 29 May 2021, there was low to moderate rainfall in southern NSW and along coastal NSW. There was no rainfall across the rest of NSW (right).



Source: Australian Government, Bureau of Meteorology: <http://www.bom.gov.au/climate/maps/rainfall>

Human Arboviral Disease Notifications

Under the *NSW Public Health Act 2010*, all arboviral infections are notifiable in NSW. The NSW Health Communicable Diseases Weekly Report (CDWR) (www.health.nsw.gov.au/Infectious/reports/Pages/CDWR.aspx) details cases by the week that they are received by NSW Public Health Units.

The data for Ross River virus and Barmah Forest virus from the CDWR for the latest reported 3 weeks are in the following table.

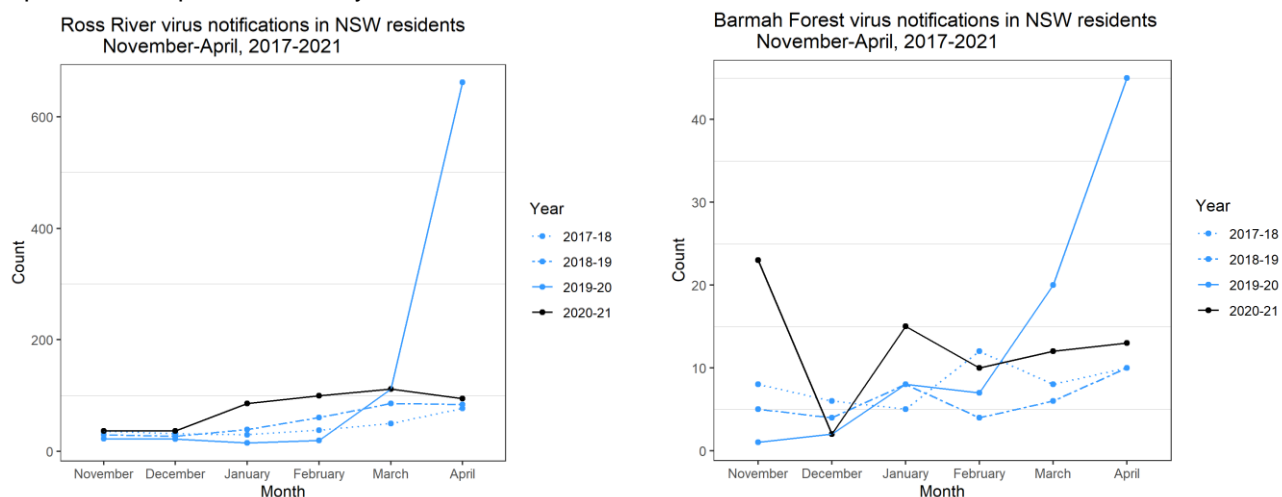
Recent notifications of Ross River virus and Barmah Forest virus in humans (by date of case report received)

	Week		
	Latest week (9 - 15 May 2021)	1 week prior (2 – 8 May 2021)	2 weeks prior (25 Apr – 1 May 2021)
Ross River virus	22	18	24
Barmah Forest virus	4	3	3

Source: CDWR, Communicable Diseases Branch, Health Protection NSW, NSW Health
Notifications are for NSW residents - infection may have been acquired outside NSW.

Monthly Ross River virus and Barmah Forest virus notifications, by month of disease onset (the earlier of patient-reported onset, specimen, or notification date), are available at the following NSW Health website: <https://www1.health.nsw.gov.au/IDD/pages/data.aspx>

The following figures show the monthly number of notifications of Ross River virus and Barmah Forest virus for the current NSW Arbovirus and Mosquito Monitoring season (November 2020 to April 2021), and the same period in the previous three years.



Source: NSW Health Notifiable Conditions Information Management System (NCIMS), Communicable Diseases Branch and Centre for Epidemiology and Evidence, NSW Health

Note: The data for the current month are the notifications to date (data extracted on 31 May 2021).