

# NSW Arbovirus Surveillance & Mosquito Monitoring 2020-2021

Weekly Update: Week ending 13 March 2021

(Report Number 18)



# Summary

## Arbovirus Detections

- **Sentinel Chickens:** There were no arbovirus detections in sentinel chickens.
- **Mosquito Isolates:** Barmah Forest virus was detected in the Northern Beaches on 24 February. Ross River virus was detected in Forbes on 23 February.

## Mosquito Abundance

- **Inland:** HIGH at Griffith, MEDIUM at Forbes. LOW at Albury, Bourke, Leeton and Wagga Wagga.
- **Coast:** VERY HIGH at South West Rocks, HIGH at Ballina, Gosford, Kempsey, Port Macquarie and Tweed. MEDIUM at Coffs Harbour and Nambucca. LOW at Byron, Narooma and Wyong.
- **Sydney:** HIGH at Bankstown, Northern Beaches, Parramatta, Penrith and Sydney Olympic Park. MEDIUM at Hawkesbury, Hills Shire and Liverpool. LOW at Blacktown, Canada Bay and Georges River.

## Environmental Conditions

- **Climate:** In the past week there was low to moderate rainfall in central and western NSW. There was moderate rainfall in coastal NSW. Rainfall is expected to be higher than usual across most of NSW for the remainder of March, especially in northern and coastal NSW. Rainfall is expected to be slightly higher than usual across most of NSW in April. Temperatures are likely to be lower than usual across most of NSW for the remainder of March. Temperatures are likely to be in the usual range in April, with less variation than usual.
- **Tides:** High tides over 1.8 metres are predicted to occur between 27-31 March, 2 April and between 26-30 April, which could trigger hatching of *Aedes vigilax*.

## Human Arboviral Disease Notifications

- **Ross River Virus:** 16 cases were notified in the week ending 27 February 2021.
- **Barmah Forest Virus:** 3 cases were notified in the week ending 27 February 2021.

## Comments and other findings of note

Edge Hill virus was detected on the Central Coast on 2 March and 10 March.

**Weekly reports are available at:**

[www.health.nsw.gov.au/environment/pests/vector/Pages/surveillance.aspx](http://www.health.nsw.gov.au/environment/pests/vector/Pages/surveillance.aspx)

**Please send questions or comments about this report to:**

Surveillance and Risk Unit, Environmental Health Branch, Health Protection NSW:  
[hssg-ehbsurveillance@health.nsw.gov.au](mailto:hssg-ehbsurveillance@health.nsw.gov.au)

Testing and scientific services were provided by the Department of Medical Entomology, NSW Health Pathology (ICPMR) for mosquito surveillance, and the Arbovirus Emerging Diseases Unit, NSW Health Pathology (ICPMR) for sentinel chicken surveillance.

The arbovirus surveillance and mosquito monitoring results in this report remain the property of the NSW Ministry of Health and may not be used or disseminated to unauthorised persons or organisations without permission.

SHPN (HP NSW) 200547

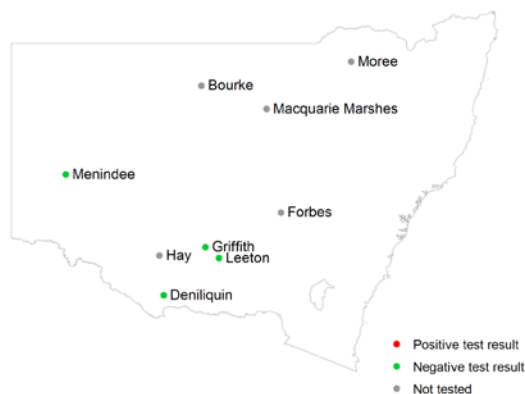
## Arbovirus Detections

This section details detections of Murray Valley encephalitis virus, Kunjin virus, Ross River virus and Barmah Forest virus in the NSW Arbovirus Surveillance and Mosquito Monitoring Program.

### Sentinel chickens

Chickens are bled for detection of antibodies directed against Murray Valley encephalitis virus and Kunjin virus, indicating exposure to these viruses. A test result is shown if it has been reported in the last two weeks.

#### Test results for sentinel chickens in the week ending 13 March 2021



#### Positive test results in the 2020-2021 surveillance season

Date of sample collection	Location	Positive test results
There have been no detections in sentinel chickens in the 2020-2021 surveillance season		

### Mosquito isolates

Whole grinds of mosquitoes are tested for arbovirus nucleic acids (including Ross River virus and Barmah Forest virus). Barmah Forest virus was detected in the Northern Beaches on 24 February, and Ross River virus was detected in Forbes on 23 February (details below).

#### Test results for mosquito trapping sites in the week ending 13 March 2021

##### Inland and Coastal sites



##### Sydney sites



#### Ross River and Barmah Forest viruses detected in the past three weeks

Date of sample collection	Location	Virus
23 February 2021	Forbes	Ross River virus
24 February 2021	Northern Beaches	Barmah Forest virus

## Mosquito Abundance

This section details counts of mosquitoes in the NSW Arbovirus Surveillance and Mosquito Monitoring Program. Each location represents the count average for all trapping sites at that location for specimens collected in the current reporting week.

*Culex annulirostris* and *Aedes vigilax* are vectors of interest for Ross River virus and Barmah Forest virus.

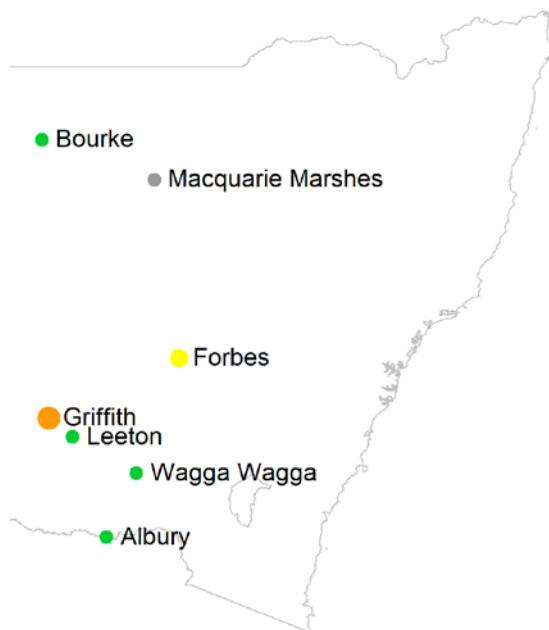
### Mosquito counts in the week ending 13 March 2021

#### Key:

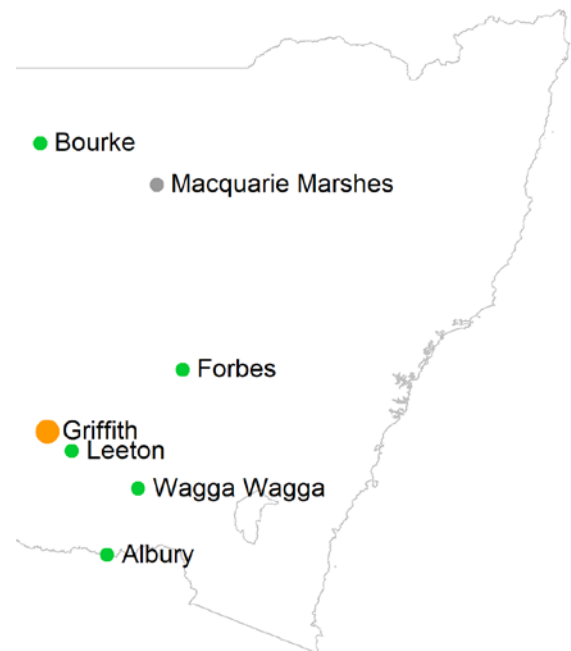
- No collection
- Low (<50)
- Medium (50-100)
- High (101-1,000)
- Very high (1,001-10,000)
- Extreme (>10,000)

#### Inland sites

##### Total mosquito counts

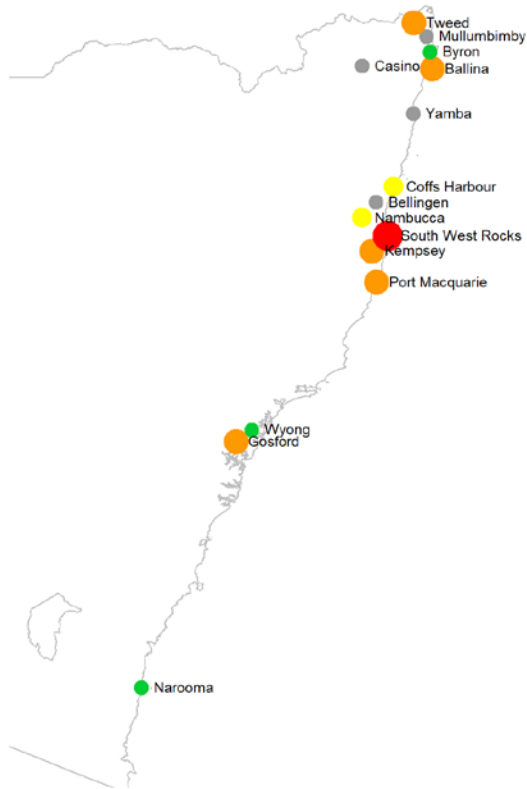


##### *Culex annulirostris* counts



## Coastal sites

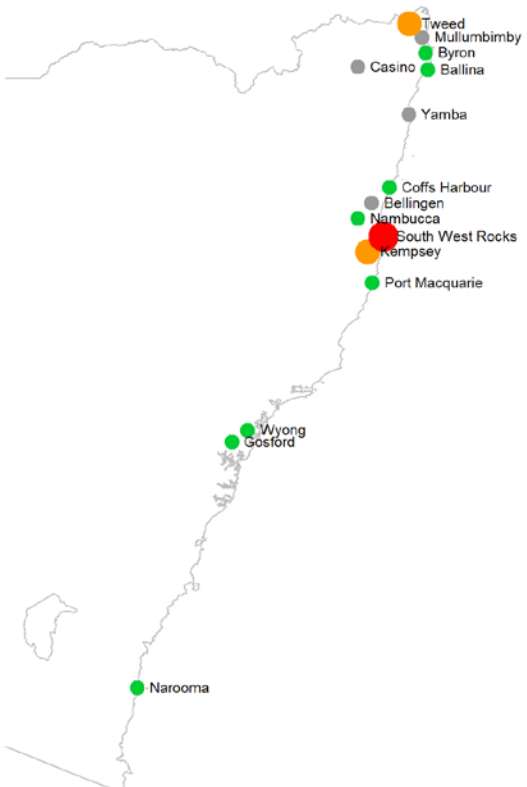
### Total mosquito counts



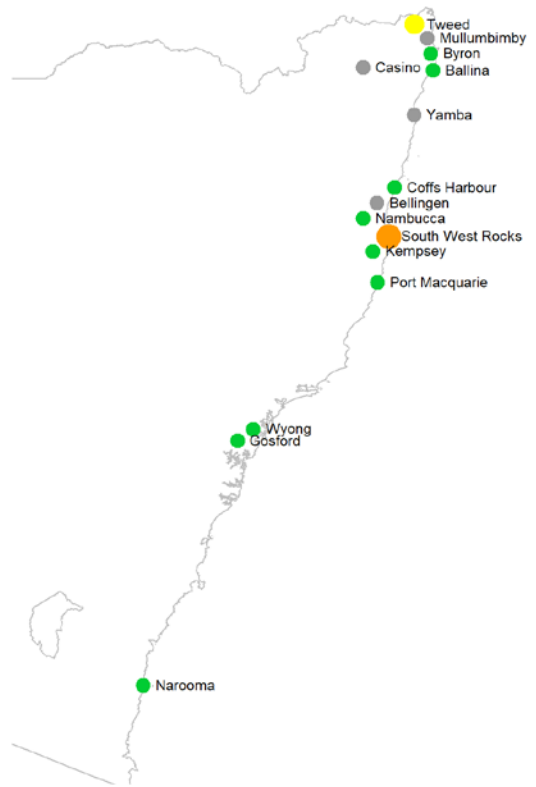
### Key:

- No collection
- Low (<50)
- Medium (50-100)
- High (101-1,000)
- Very high (1,001-10,000)
- Extreme (>10,000)

### *Culex annulirostris* counts



### *Aedes vigilax* counts



## Sydney sites

### Total mosquito counts

#### Key:

- No collection
- Low (<50)
- Medium (50-100)
- High (101-1,000)
- Very high (1,001-10,000)
- Extreme (>10,000)



### *Culex annulirostris* counts

### *Aedes vigilax* counts



## Mosquito abundance data for 2020-21 season to date

### Key:

	No collection
	Low (<50)
	Medium (50-100)
	High (101-1,000)
	Very high (1,001-10,000)
	Extreme (>10,000)

Data in the below tables represent the average for all trapping sites at that location. “*Cx. annul*” refers to *Culex annulirostris* and “*Ae.vigilax*” refers to *Aedes vigilax*.

### Inland

Location		WEEK ENDING																				
		Nov-20				Dec-20			Jan-21				Feb-21			Mar-21						
		7	14	21	28	5	12	19	26	2	9	16	23	30	6	13	20	27	6	13	20	27
Albury	<i>Cx. annul</i>																					
	Total																					
Bourke	<i>Cx. annul</i>																					
	Total																					
Forbes	<i>Cx. annul</i>																					
	Total																					
Griffith	<i>Cx. annul</i>																					
	Total																					
Leeton	<i>Cx. annul</i>																					
	Total																					
Macquarie Marshes	<i>Cx. annul</i>																					
	Total																					
Wagga Wagga	<i>Cx. annul</i>																					
	Total																					

# Coastal

		WEEK ENDING																					
		Nov-20				Dec-20				Jan-21				Feb-21				Mar-21					
Location	Mosquito	7	14	21	28	5	12	19	26	2	9	16	23	30	6	13	20	27	6	13	20	27	
Ballina	<i>Cx. annul</i>																						
	<i>Ae. vigilax</i>																						
	Total																						
Bellingen	<i>Cx. annul</i>																						
	<i>Ae. vigilax</i>																						
	Total																						
Byron	<i>Cx. annul</i>																						
	<i>Ae. vigilax</i>																						
	Total																						
Casino	<i>Cx. annul</i>																						
	<i>Ae. vigilax</i>																						
	Total																						
Coffs Harbour	<i>Cx. annul</i>																						
	<i>Ae. vigilax</i>																						
	Total																						
Gosford	<i>Cx. annul</i>																						
	<i>Ae. vigilax</i>																						
	Total																						
Kempsey	<i>Cx. annul</i>																						
	<i>Ae. vigilax</i>																						
	Total																						
Mullumbimby	<i>Cx. annul</i>																						
	<i>Ae. vigilax</i>																						
	Total																						
Port Macquarie	<i>Cx. annul</i>																						
	<i>Ae. vigilax</i>																						
	Total																						
Tweed	<i>Cx. annul</i>																						
	<i>Ae. vigilax</i>																						
	Total																						
Wyong	<i>Cx. annul</i>																						
	<i>Ae. vigilax</i>																						
	Total																						
Yamba	<i>Cx. annul</i>																						
	<i>Ae. vigilax</i>																						
	Total																						
Narooma	<i>Cx. annul</i>																						
	<i>Ae. vigilax</i>																						
	Total																						
South West Rocks	<i>Cx. annul</i>																						
	<i>Ae. vigilax</i>																						
	Total																						
Nambucca	<i>Cx. annul</i>																						
	<i>Ae. vigilax</i>																						
	Total																						



# Sydney

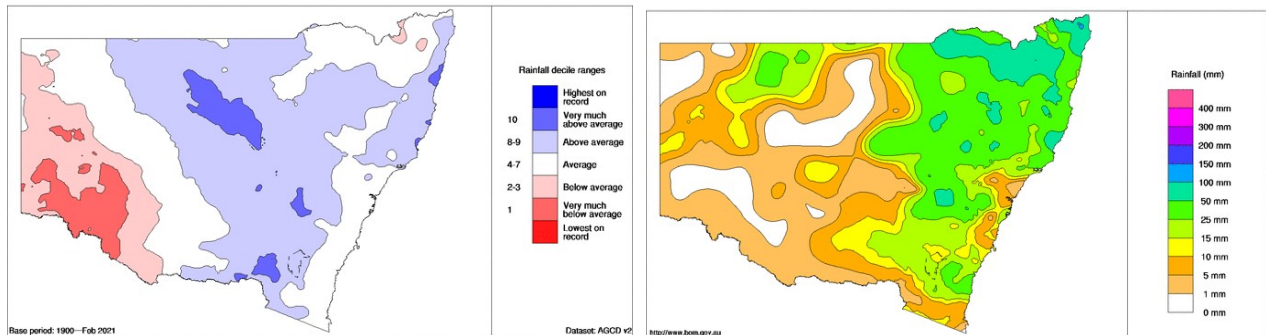
		WEEK ENDING																				
		Nov-20				Dec-20				Jan-21				Feb-21				Mar-21				
Location	Mosquito	7	14	21	28	5	12	19	26	2	9	16	23	30	6	13	20	27	6	13	20	27
Bankstown	<i>Cx. annul</i>																					
	<i>Ae. vigilax</i>																					
	Total																					
Blacktown	<i>Cx. annul</i>																					
	<i>Ae. vigilax</i>																					
	Total																					
Canada Bay	<i>Cx. annul</i>																					
	<i>Ae. vigilax</i>																					
	Total																					
Georges River	<i>Cx. annul</i>																					
	<i>Ae. vigilax</i>																					
	Total																					
Hawkesbury	<i>Cx. annul</i>																					
	<i>Ae. vigilax</i>																					
	Total																					
Hills Shire	<i>Cx. annul</i>																					
	<i>Ae. vigilax</i>																					
	Total																					
Liverpool City	<i>Cx. annul</i>																					
	<i>Ae. vigilax</i>																					
	Total																					
Northern Beaches	<i>Cx. annul</i>																					
	<i>Ae. vigilax</i>																					
	Total																					
Parramatta	<i>Cx. annul</i>																					
	<i>Ae. vigilax</i>																					
	Total																					
Penrith	<i>Cx. annul</i>																					
	<i>Ae. vigilax</i>																					
	Total																					
Sydney Olympic Park	<i>Cx. annul</i>																					
	<i>Ae. vigilax</i>																					
	Total																					

## Environmental Conditions

Mosquitoes require water to breed. Rainfall and tides (for the salt marsh mosquito) are important contributing factors for proliferation of mosquito numbers. Unseasonably warm weather can also contribute to higher mosquito numbers.

### Rainfall

In February, rainfall was higher than usual across most of central and northeastern NSW. Rainfall was lower than usual in far western and southwestern NSW. Rainfall was usual in coastal NSW, south of Newcastle (left). In the week ending 13 March 2021, there was low to moderate rainfall in central and western NSW. There was moderate rainfall in coastal NSW (right).



Source: Australian Government, Bureau of Meteorology: <http://www.bom.gov.au/climate/maps/rainfall>

### Upcoming month's rainfall and temperature outlook

The Bureau of Meteorology's rainfall outlook map predicts higher than usual rainfall across most of NSW for the remainder of March, especially in northern and coastal NSW. Rainfall is expected to be slightly higher than usual across most of NSW in April.

[www.bom.gov.au/climate/outlooks/#/rainfall/median/monthly/0](http://www.bom.gov.au/climate/outlooks/#/rainfall/median/monthly/0)

The Bureau of Meteorology's temperature outlook maps predicts that maximum temperatures are likely to be lower than usual across most of NSW for the remainder of March and in April. Minimum temperatures are likely to be around usual across most of NSW in March and above usual in central and coastal NSW in April.

[www.bom.gov.au/climate/outlooks/#/temperature/maximum/median/monthly/0](http://www.bom.gov.au/climate/outlooks/#/temperature/maximum/median/monthly/0)

[www.bom.gov.au/climate/outlooks/#/temperature/minimum/median/monthly/0](http://www.bom.gov.au/climate/outlooks/#/temperature/minimum/median/monthly/0)

### Tides

Tidal information is relevant for the prediction of the activity of the salt marsh mosquito, *Aedes vigilax*. Typically for NSW, high tides of over 1.8 m, as measured at Sydney, can induce hatching of *Aedes vigilax* larvae. Predicted tide heights can provide some indication of when this is likely to occur.

#### Dates of predicted high tides of over 1.8 m at Sydney (Fort Denison) for the next month

- 27-31 March 2021
- 2 April 2021
- 26-30 April 2021

Source: Australian Government, Bureau of Meteorology: <http://www.bom.gov.au/australia/tides/#/nsw-sydney-fort-denison>

Note: Measured tides at Sydney Port Jackson for the current week are available from the NSW Government, Manly Hydraulics Laboratory: <https://mhl.nsw.gov.au/Data-OceanTide>.

## Human Arboviral Disease Notifications

Under the *NSW Public Health Act 2010*, all arboviral infections are notifiable in NSW. The NSW Health Communicable Diseases Weekly Report (CDWR) ([www.health.nsw.gov.au/Infectious/reports/Pages/CDWR.aspx](http://www.health.nsw.gov.au/Infectious/reports/Pages/CDWR.aspx)) details cases by the week that they are received by NSW Public Health Units.

The data for Ross River virus and Barmah Forest virus from the CDWR for the latest reported 3 weeks are in the following table.

### Recent notifications of Ross River virus and Barmah Forest virus in humans

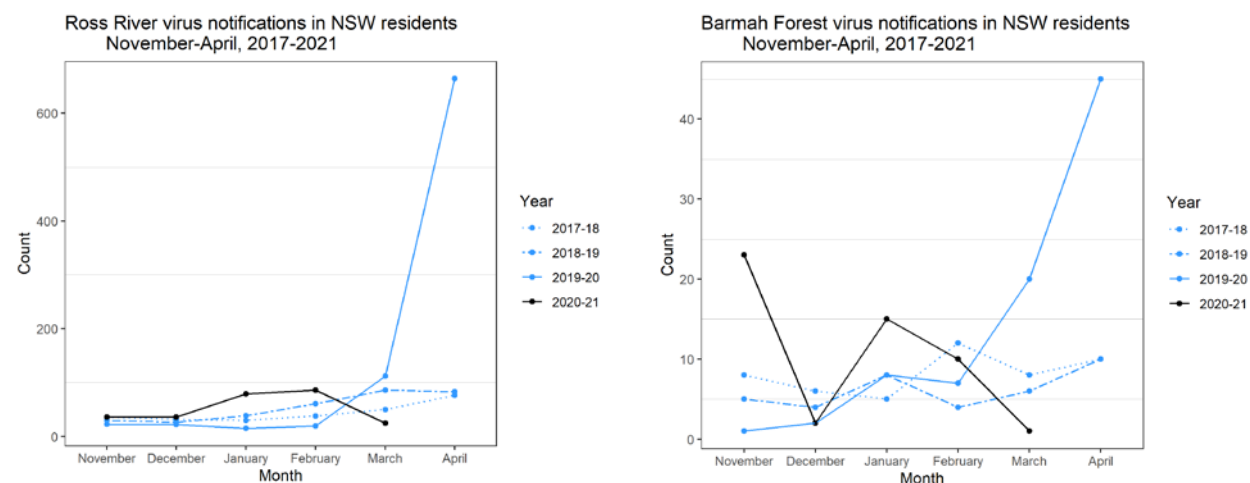
(by date of case report received)

	Week		
	Latest week (21 - 27 Feb 2021)	1-week prior (14 - 20 Feb 2021)	2-weeks prior (7 - 13 Feb 2021)
<b>Ross River virus</b>	16	14	27
<b>Barmah Forest virus</b>	3	0	3

Source: CDWR, Communicable Diseases Branch, Health Protection NSW, NSW Health  
Notifications are for NSW residents - infection may have been acquired outside NSW.

Monthly Ross River virus and Barmah Forest virus notifications, by month of disease onset (the earlier of patient-reported onset, specimen, or notification date), are available at the following NSW Health website: <https://www1.health.nsw.gov.au/IDD/pages/data.aspx>

The following figures show the monthly number of notifications of Ross River virus and Barmah Forest virus for the current NSW Arbovirus and Mosquito Monitoring season (November 2020 to April 2021), and the same period in the previous three years.



Source: NSW Health Notifiable Conditions Information Management System (NCIMS), Communicable Diseases Branch and Centre for Epidemiology and Evidence, NSW Health

Note: The data for the current month are the notifications to date (data extracted on 15 March 2021).