

Snapshot

The NSW public health system is the largest public health system in Australia, providing world-class healthcare to the people of NSW.



8 million residents on 809,444 km²



\$34.3 billion in funding for healthcare services in 2023-24*



Approximately **176,000** people (135,786 full-time equivalent staff)



228 public hospitals



15 local health districts and **2** specialty networks



1.4 million emergency and non-emergency incidents responded to by NSW Ambulance



334,368 surgeries performed†



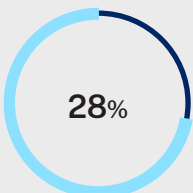
1.9 million inpatient episodes‡



3.1 million emergency department attendances

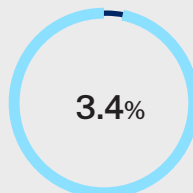
The NSW community

People aged **65 and over**



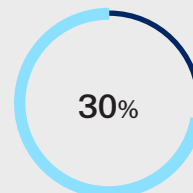
28%

People who identify as **Aboriginal or Torres Strait Islander**



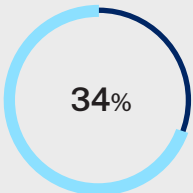
3.4%

People **born overseas**



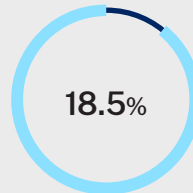
30%

People who live in **regional NSW**



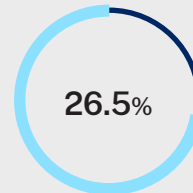
34%

People aged **14 and under**



18.5%

Households where a **non-English language is spoken**



26.5%

In NSW public hospitals in 2022-23



67,029 babies were born in a public hospital



1 million overnight admitted patients



101,877 people had unplanned surgery



25 million meals were served to patients



1 million people were admitted



14.5 million non-admitted patient services events



1.2 million Triple Zero (000) calls for an ambulance



220,400 people had planned surgery†

223,000 patient transports (non-emergency) completed

13 million clean bed sheets supplied to public hospitals

87 notifiable conditions tracked by Health Protection NSW

159,086 children cared for by the Sydney Children's Hospitals Network

862,241 dental service appointments provided

Source: ABS Population data 2021. 2021-22 NSW Intergenerational Report. Some figures are approximate. *2023-24 budget.

†Includes surgeries performed in public hospitals and public patients contracted to private hospitals. ‡A patient can have multiple episodes in one hospital admission.