

子女在學校接種疫苗同意書

Traditional Chinese

新州學校疫苗接種計劃

甚麼是新州學校疫苗接種計劃？

NSW Health (新州衛生部) 與學校合作，推行校本疫苗接種計劃，為青少年接種國家衛生和醫學研究委員會 (National Health and Medical Research Council – NHMRC) 推薦的疫苗。該計劃為 7 年級學生接種人類乳突病毒 (HPV) 和白喉-破傷風-百日咳 (dTpa) 三合一疫苗，10 年級學生接種腦膜炎球菌 ACWY 疫苗。父母/監護人必須提交同意書，子女才可得到常規疫苗接種。瞭解學校疫苗接種的詳情請瀏覽 health.nsw.gov.au/schoolvaccination。

如何給予同意讓我的子女在學校接種疫苗？

家長/監護人可登錄新州學校疫苗接種計劃門戶網站，在線提交同意書讓子女接受常規疫苗接種。你子女的學校會給你一個門戶網站鏈接，你可以在任何與互聯網連接的設備上使用你的 ServiceNSW 帳戶登入該門戶。為符合在線安全要求，你需要提供你和子女的 Medicare 卡號碼，才能在線完成程序。如果你或你的子女沒有 Medicare 卡，可以直接向你子女的學校索取一份紙本同意書。

同意書流程概述

1. 使用新州學校疫苗接種計劃門戶網站的鏈接並按照步驟登錄你現有的 ServiceNSW 帳戶。這與你可能已經使用過這個帳戶更新駕駛執照。如果你沒有 ServiceNSW 帳戶，請前往 [ServiceNSW](#) 創建一個。
2. 根據需要更新或確認你在 ServiceNSW 帳戶中的個人資料。
3. 為你的子女填寫學校疫苗接種同意書。你需要：
 - a. 輸入你子女的個人資料
 - b. 提供你和子女的 Medicare 卡資料
 - c. 點擊鏈接閱讀家長須知單張
 - d. 表示同意

本文檔提供以下信息：

1. [如何登錄新州學校疫苗接種計劃門戶](#)
2. [如何同意讓你的子女在學校接種疫苗](#)
3. [如何撤回同意](#)
4. [如何修改子女的個人資料](#)
5. [如何修改你的個人資料](#)




重要信息

本文有其他語言版本，請瀏覽[新州學校疫苗接種計劃主頁](#)查閱。

如何登錄新州學校疫苗接種計劃門戶網站



重要信息

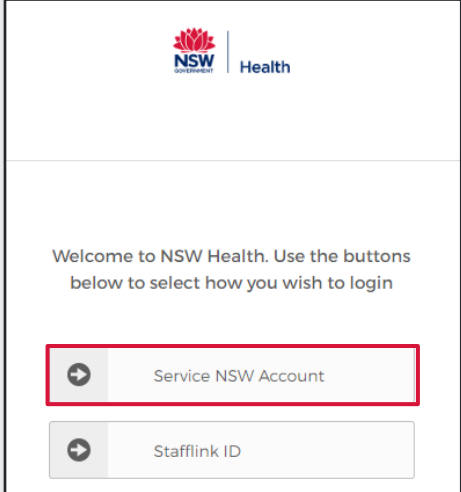
谷歌瀏覽器是瀏覽新南威爾士州學校疫苗接種計劃門戶網站的首選瀏覽器。

1. 進入新州衛生署鏈接，點擊

Service NSW Account。

屏幕將顯示 *MyServiceNSW Account Log in* 頁面

注意：如果你沒有 Service NSW 帳戶，請[點擊此處註冊](#)。



The screenshot shows the NSW Health login page. At the top, there is the NSW Government logo and the word 'Health'. Below this, a message reads: 'Welcome to NSW Health. Use the buttons below to select how you wish to login'. There are two buttons: 'Service NSW Account' and 'Stafflink ID'. The 'Service NSW Account' button is highlighted with a red rectangular box.

2. 在登錄頁面輸入你的

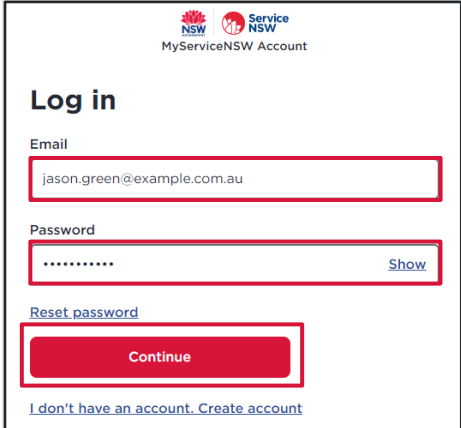
MyServiceNSW 帳戶先詳：

a. 輸入你的電郵地址

b. 輸入你的密碼

c. 點擊 **Continue**

屏幕將顯示 *Complete your profile* (完成你的個人資料登記) 頁面。



The screenshot shows the MyServiceNSW Account login page. At the top, there is the NSW Government logo and the Service NSW logo, with the text 'MyServiceNSW Account'. Below this, the heading 'Log in' is displayed. There are three input fields: 'Email' with the value 'jason.green@example.com.au', 'Password' with masked characters, and a 'Reset password' link. Below the password field is a red 'Continue' button. The 'Email' field is labeled 'a', the 'Password' field is labeled 'b', and the 'Continue' button is labeled 'c'. At the bottom, there is a link: 'I don't have an account. Create account'.

3. 在 Parent/Guardian Details 欄，按
要求更新信息。

可以修改的欄目包括：

- Given Name (名字)
- Family Name (姓氏)
- Sex (性別)
- Date of birth (出生日期)
- Contact numbers (聯絡電話)

Complete your profile

Parent/Guardian Details

* Given Name: Jason

* Family Name: Green

* Sex: Male

* Date of birth (e.g. 31-01-2021): 24-09-1966

Mobile number: 04123456789

Best alternate number:

4. 在 Your Medicare Details 欄:

- 輸入你的 **Medicare 號碼**
- 輸入你的 **Individual reference number**

Your Medicare Details

Medicare card number: 1234 56789 1

* Medicare card number (10 digits, no space): 2954168691 (a)

* Individual reference number (IRN): 2 (b)

5. 點擊 **Confirm**.

屏幕將顯示 *NSW School
Vaccination Program 主頁*。

Confirm

A NSW Government website

NSW Health | NSW School Vaccination Program | JG Jason Green

如何提交子女在學校接種疫苗同意書

1. 在新州學校疫苗接種計劃主頁點擊

Provide consent。

屏幕將顯示 *School Vaccination Consent Form* (學校疫苗接種同意書)。

More information about the NSW School Vaccination Program is available at [NSW Health](#) or by calling your local public health unit on 1300 066 055

Provide consent

2. 在 School Clinic section 欄:

a. 選擇你的子女的**學校**以及

b. **School Year** (年級)

School Clinic

* Please use the search bar below to type and select your child's school:

Georges River College Penshurst Girls Ca | Penshurst | 2222

* School Year

Year 7 Year 10

3. 在 Your Child's Details 欄:

a. 輸入子女的 **Given Name** (名字)

b. 輸入子女的 **Family Name** (姓氏)

c. 揀選子女的 **Sex** (性別)

d. 揀選 **Indigenous status** (是否原住民)

e. 以 DD-MM-YYYY(日-月-年) 格式輸入子女的 **date of birth** (出生日期)

Your Child's Details

* Given Name

Stephanie

* Family Name ⓘ

Green

* Sex

Female

* Indigenous status

Neither Aboriginal nor Torres Strait Islander origin

* Date of birth (e.g. 31-01-2021)

05-12-2009

4. 在 Parent/Guardian Details 欄，揀選 **Relationship to student** (你與該學生的關係)。

Parent/Guardian Details

* Relationship to student

Parent

Given Name

Jason

Family Name

Green

Mobile number

Best alternate number

5. 在 Home Address 欄，輸入子女的地址。

Home Address

Please start typing your address below

1-5 AUSTRAL ST, PENSHURST NSW 2222


[I can't find the address](#)

6. 在 Child's Medicare Details 欄：

- a. 輸入子女的 Medicare 號碼
- b. 輸入子女的 Individual reference number

Child's Medicare Details

Your child's Medicare number will be used to match your child's vaccination records on the Australian Immunisation Register (AIR). If your child has their own Medicare card use this rather than the family one.



* Medicare card number (10 digits, no space)

* Individual reference number (IRN)

7. 點擊 **Parent Information Sheet** (家長須知單張) 閱讀接種疫苗的好處和風險。

瀏覽器將打開一個新的頁面，顯示 **Parent Information Sheet** 和 **Privacy Statement** (隱私聲明)。

Step 2 of 3: Read Parent Information Sheet

Please open and read the Parent Information Sheet below to understand the benefits and risks of vaccination. You will be asked to declare that you have read and understood the Parent Information Sheet.

A Privacy Statement that describes how your personal information will be stored and used is also included.

i Parent information

[Parent Information Sheet - Year 7](#)

[Information in other languages](#)

[Privacy statement](#)

8. 閱讀聲明並點選以表示：

- a. 你已閱讀並理解 **Parent Information Sheet**
- b. 你已閱讀並理解 **Privacy Statement**
- c. 你的子女沒有任何列出的醫療狀況

I, Jason Green

* Declare that I have read and understood the information in the Parent Information Sheet regarding the benefits and possible side effects of Human Papillomavirus (HPV) and Diphtheria-Tetanus-Pertussis (dTpa) vaccines and note that I can withdraw consent at any time

* Declare that I have read and understood the Privacy Statement and I understand that my and/or my child's personal information (including health information) may be disclosed in certain circumstances as set out in that Privacy Statement

* Declare to the best of my knowledge that my child:

- Has not had an anaphylactic reaction following any vaccine
- Does not have an anaphylactic sensitivity to any of the vaccine components listed in the Parent Information Sheet
- Is not pregnant



重要信息

如果孩子有任何列出的醫療狀況，他們可能不適合接種疫苗。你應該諮詢醫生尋求建議。

9. 在 **Consented Vaccines** (同意可接種疫苗) 欄，點選你同意子女接種的疫苗。

注意：學校必須取得同意書才能為學生接種疫苗。18 歲以上的學生可以自行表示同意。

Consented Vaccines

I, Jason Green, give consent for my child Test Green, to receive a one-dose course of the Diphtheria-Tetanus-Pertussis (dTpa) vaccine

I, Jason Green, give consent for my child Test Green, to receive a one-dose course of the Human Papillomavirus (HPV) vaccine

Previously vaccinated for Human Papillomavirus (HPV) vaccine Dose 1

10. 在 **Additional comment** 一欄填寫任何你希望學校知悉的其他情況。

Additional Comment

11. 點擊 **Next**.

你輸入的所有信息以及同意書均已記錄保存。

Next

12. 屏幕將顯示 **Consent Recorded** (同意書記錄) 頁面，並顯示重要的信息供你閱讀。同意書的副本將通過短信和電子郵件發送給你。

Consent Recorded

Thank you for providing consent for Stephanie Green to be vaccinated through the school vaccination program.

Diphtheria-Tetanus-Pertussis (dTpa)
Human Papillomavirus (HPV)

You will shortly receive an email confirming that you have given consent. You will then receive emails after each vaccine dose has been given.

Parents can request a copy of their child's AIR Immunisation History Statement at any time (before their children turn 14 years of age) using their Medicare online account through MyGov (my.gov.au), using the Medicare Express Plus App (humanservices.gov.au/individuals/subjects/express-plus-mobile-apps) or by calling the AIR General Enquiries Line on 1800 653 809.

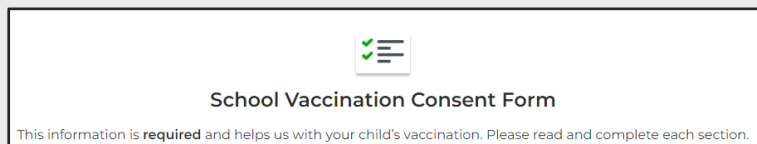
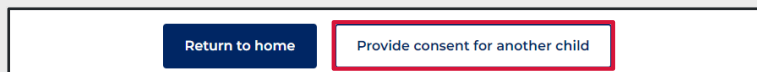
Return to home
Provide consent for another child

13. 如需為另一個子女提供同意書，請點擊

Provide consent for another child。

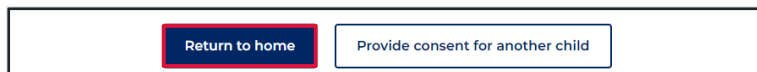
屏幕將顯示一份新的 *School Vaccination Consent Form*。

重複上述步驟 2-11 填寫表格。



14. 如需返回學校疫苗接種計劃主頁，請點擊 **Return to home**。

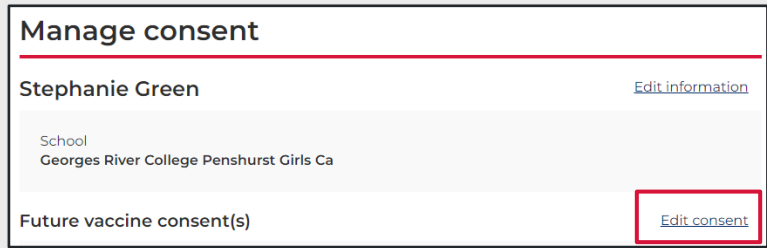
屏幕將顯示 *School Vaccination Program* 主頁。



如何撤回同意書

1. 在新州學校疫苗接種計劃主頁點擊 **Edit consent**。

屏幕將顯示 *Manage consent* 屏幕將顯示



Manage consent

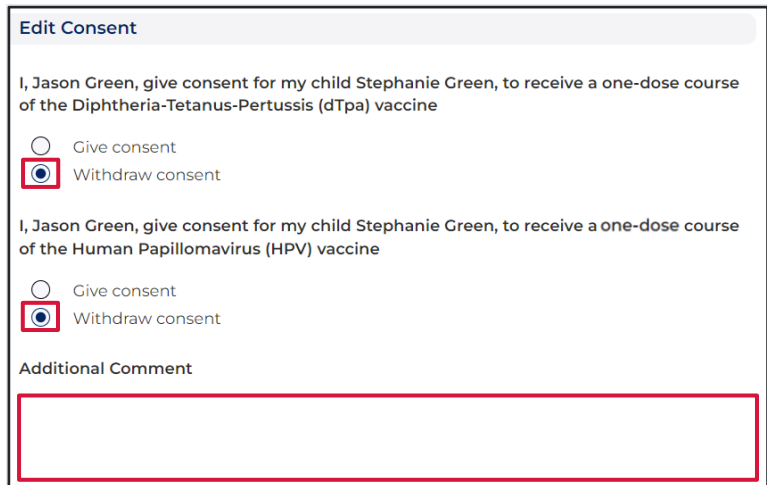
Stephanie Green [Edit information](#)

School
Georges River College Penshurst Girls Ca

Future vaccine consent(s) [Edit consent](#)

2. 在 *Manage consent* 表格中，點擊相關複選框撤銷同意書。

在 *Additional Comment* 一欄輸入任何附加評論。



Edit Consent

I, Jason Green, give consent for my child Stephanie Green, to receive a one-dose course of the Diphtheria-Tetanus-Pertussis (dTpa) vaccine

Give consent
 Withdraw consent

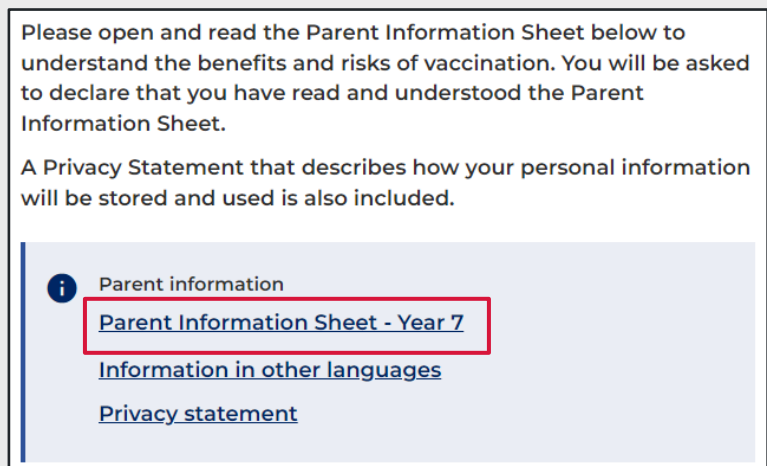
I, Jason Green, give consent for my child Stephanie Green, to receive a one-dose course of the Human Papillomavirus (HPV) vaccine

Give consent
 Withdraw consent

Additional Comment

3. 點擊相關的 **Parent Information Sheet**，閱讀接種疫苗的好處和風險。

瀏覽器將打開一個新的頁面，顯示所選的 *Parent Information Sheet*。



Please open and read the Parent Information Sheet below to understand the benefits and risks of vaccination. You will be asked to declare that you have read and understood the Parent Information Sheet.

A Privacy Statement that describes how your personal information will be stored and used is also included.

i Parent information
[Parent Information Sheet - Year 7](#)
[Information in other languages](#)
[Privacy statement](#)

4. 點擊 **Confirm**。

屏幕將顯示 *Manage consent* 頁面。



Confirm

5. 同意情況 (consent status) 現在將顯示為 **Consent withdrawn** (同意書已撤回) 。

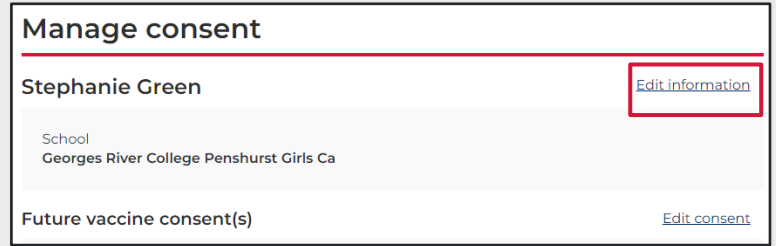
注意：學校必須取得同意書才能為學生接種疫苗。現在同意書已經撤回，你的子女將不會獲得學校提供的疫苗接種。

Stephanie Green	Edit information
School Georges River College Penshurst Girls Ca	
Future vaccine consent(s)	Edit consent
Vaccine Diphtheria-Tetanus-Pertussis (dTpa)	
Dosage 1 Dose	
Consent status Consent withdrawn	
Vaccine Human Papillomavirus (HPV)	
Dosage 1 Dose	
Consent status Consent withdrawn	

如何修改你的子女的個人資料

1. 在新州學校疫苗接種計劃主頁，點擊 **Manage consent** 欄的 **Edit information**。

屏幕將顯示 *Edit information* 表格。



Manage consent

Stephanie Green [Edit information](#)

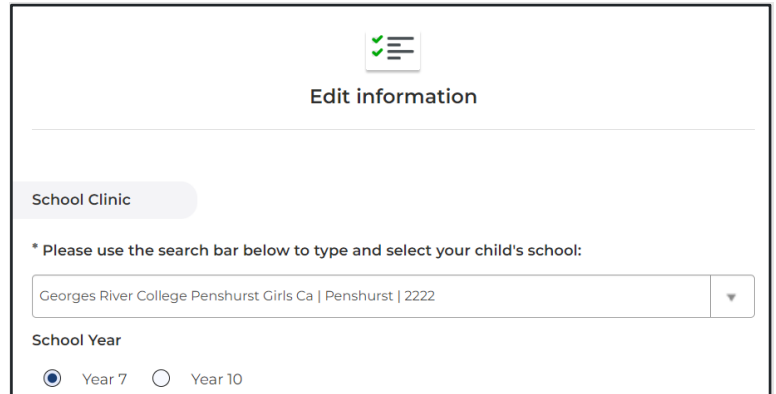
School
Georges River College Penshurst Girls Ca


Future vaccine consent(s) [Edit consent](#)

2. 在 **Edit information** (修改資料) 表格更新相關資料。

可以修改的欄目包括：

- School (學校)
- School Year (年級)
- Given Name (名字)
- Family Name (姓氏)
- Sex (性別)
- Indigenous status (是否原住民)
- Date of birth (出生日期)
- Parent Details: Relationship to student (父母資料：和該學生的關係)
- Home address (住址)
- Medicare details (Medicare 資料)



 **Edit information**

School Clinic

* Please use the search bar below to type and select your child's school:

Georges River College Penshurst Girls Ca | Penshurst | 2222

School Year

Year 7 Year 10

3. 點擊 **Confirm**。

更改已保存。屏幕將顯示 *Manage consent* 頁面。

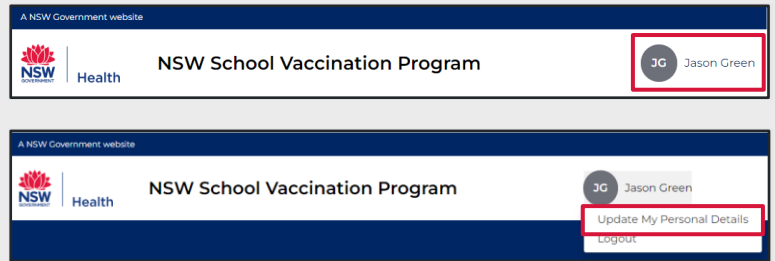


Confirm

如何修改你的個人資料

1. 在新州學校疫苗接種計劃主頁，點擊 **Your Name** 並選擇 **Update My Personal Details**。

屏幕將顯示 *Please Update Your Personal Details As The Parent or Guardian* 頁面。



2. 在 **Please Update Your Personal Details As The Parent or Guardian** 表格更新相關信息。

可以修改的欄目包括：

- Given Name (名字)
- Family Name (姓氏)
- Mobile number (手機號碼)
- Best alternate number (首選備用電話號碼)

Please Update Your Personal Details As The Parent Or Guardian

If you are 18 years or over and consenting to your own vaccination, please provide your own personal details

* Given Name (Parent / Guardian) * Family Name (Parent / Guardian)

Jason Green

Mobile number Best alternate number

3. 點擊 **Confirm**。

更改已保存，屏幕將顯示 *Manage consent* 頁面。

